















ITEM Code	Pack	Dealer	Break Qty	Break %	Description	Type
Plywood, Particleboard, OSB						
	FACTORY FIR PLYWOOD (TRUCKLOAD PRICING & QUOTES AVAILABLE) Sheet size - 4' x 8'.					
012-3150	10/EA	K013-198			4X8 1/4" FACTORY FIR 6MM (120)	
	FIR U-LAY PLYWOOD F/C - UNDERLAYMENT (TRUCKLOAD PRICING & QUOTES AVAILABLE) Sheet size 4' x 8'. F/C = Fletcher Challenge.					
012-9116	50/EA	T019-646			4X8X5/16" UNDERLAY FIR 8.5 MIL (45) ULAY PLYWOOD	
	FORMPLY (TRUCKLOAD PRICING & QUOTES AVAILABLE)					
013-9232	50/PCS	P026-955			4X8X11/16" PAPERFACE FORMPLY CROWN 43 5PLY FIR	
013-9234	40/PCS	K022-953			4X8X3/4" FORMPLY O&ES FIR	
	G1S FIR PLYWOOD TRUCKLOAD PRICING & QUOTES AVAILABLE <ul style="list-style-type: none"> • FEATURES: <ul style="list-style-type: none"> - Sanded - Best appearance on one side only. - May contain neat wood patches, inlays or synthetic patching material. • APPLICATIONS: <ul style="list-style-type: none"> - Where appearance or smooth sanded surface of one face is important. - Cabinets, shelving, concrete forms. 					
012-9101	10/EA	R014-241	120	/ 5%	4X8 1/4" G1S FIR PLYWOOD (6MM)	
012-9103	10/EA	H015-884	90	/ 5%	4X8 3/8" G1S FIR PLYWOOD (8MM)	
012-9105	10/EA	H019-600	70	/ 5%	4X8X1/2" G1S FIR PLYWOOD (11MM)	
012-9107	10/EA	H023-415	50	/ 5%	4X8 5/8" G1S FIR PLYWOOD (14MM)	
012-9108	40/EA	J027-892			4X8 3/4" G1S F PLYWOOD 19MM (40)	
012-9109	10/EA	K026-926	40	/ 5%	4X8 23/32" G1S FIR PLYWOOD	
	OSB (TRUCKLOAD PRICING & QUOTES AVAILABLE) Oriented Strand Board are engineered, mat-formed panel products. OSB panels consist of layered mats. Exterior or surface layers consist of strands aligned in the long panel direction, inner-layers consist of cross or randomly-aligned strands. These large mats are then subjected to intense heat and pressure to become a master panel, and then cut to size. Resin binders are combined with the strands for internal strength, rigidity and moisture resistance <ul style="list-style-type: none"> • APPLICATIONS <ul style="list-style-type: none"> - Wall Sheathing, Roof Sheathing, Subfloors, Underlayment, Structural Insulated Panels, I-Joists 					
014-7026	63/EA	L306-992			4X8 15/32" OSB PANELS	
014-7032	71/EA	T605-695			4X8 3/8" OSB PANELS	
014-7034	70/EA	P805-697			4X8 7/16" OSB PANELS	
	OSB STAIR TREAD 1" X 11 1/2" - 12'					
014-7020	1/EA	D012-341	60	/ 5%	OSB STAIR TREAD 1"X11 1/2"X12'	
PLYWOOD - "D" GRADE FIR (UNSANDED)						
013-4202	80/EA	A308-325			4X8 9.5MM DEGRADE (3/8") SPRUCE/FIR	




	013-4204	60/EA	D011-207		4X8 12.5MM DEGRADE (1/2") SPRUCE FIR
	013-4206	50/EA	L012-109		4X8 15.5MM DEGRADE (5/8") SPRUCE/FIR
	013-4208	40/EA	L016-598		4X8 18.5MM DEGRADE (3/4") SPRUCE/FIR
	PLYWOOD - FIR STANDARD (TRUCKLOAD PRICING & QUOTES AVAILABLE)				
	013-9212	10/EA	K029-978	30 / 5%	4X8 25.5MM STD FIR SHEATH 1"
	PLYWOOD - TONGUE & GROOVE (TRUCKLOAD PRICING & QUOTES AVAILABLE)				
	013-9222	50/EA	D016-695		4X8 15.5MM STD FIR T&G (5/8")
	013-9224	40/EA	G019-959		4X8 18.5MM STD FIR T&G (3/4")
	013-9228	50/EA	D018-255		4X8 15.5MM SELECT FIR T&G 5/8"
	013-9230	40/EA	T021-509		4X8 18.5MM SELECT FIR T&G 3/4"
	PLYWOOD - TREATED CCA Sheet size - 4' x 8'				
	013-9238	10/EA	P013-183	80 / 5%	4X8X3/8 FIR PLY CCA .40 GRN TR
	013-9240	10/EA	D016-594	60 / 5%	4X8X1/2 FIR PLY CCA .40 GRN TR
	013-9242	10/EA	A021-120	50 / 5%	4X8X5/8 FIR PLY CCA .40 GRN TR
	013-9244	10/EA	A025-597	40 / 5%	4X8X3/4 FIR PLY CCA .40 GRN TR
	PLYWOOD SHEATHING (TRUCKLOAD PRICING & QUOTES AVAILABLE) Sheet size - 4' x 8'.				
	013-9202	80/EA	L509-449		4X8 9.5MM STD FIR SHEATH(3/8")
	013-9204	60/EA	A012-905		4X8 12.5MM STD FIR SHEATH 1/2"
	013-9206	50/EA	D015-685		4X8 15.5MM STD FIR SHEATH 5/8"
	013-9208	40/EA	G018-859		4X8 18.5MM STD FIR SHEATH 3/4"
	PROBOARD PLUS - UNDERLAYMENT The particleboard panel may be used as panel-type underlay under resilient flooring, felted-synthetic fibre floor coverings or carpeting. The panel is not to be used where wetting or high levels of humidity may be encountered for an extended period of time.				
	014-7172	10/EA	R010-346	53 / 5%	4X8X5/16" ENSTRON UNDERLAYMENT WITH NAIL GRID
	014-7176	10/EA	H010-935	80 / 5%	4X8X3/8" ENSTRON UNDERLAYMENT WITH NAIL GRID


Lumber					
	BRIDGING				
	014-8398	1/BDL	T804-719	90 / 4%	BRIDGING 2X10X12" O.C (BUNDLE OF 25)
	014-8400	1/BDL	A104-712	90 / 4%	BRIDGING 2X10X16" O.C (BUNDLE OF 25)
	CANT & CHAMFER STRIP				
	014-8401	120/LIN	K470-382		4 X 4 CANT STRIP


	014-8402	96/LIN	J340-147	2 X2 CANT STRIP STD/BTR
	014-8403	400/LIN	H450-126	3/4" CHAMFER 8' (CLEAR)
DIMENSION IRLY PREMIUM LUMBER				
	003-1258	147/PCS	M	IRLY PREMIUM LUMBER 2X8 16' NOTE: #2&BTR SPF SQUARE EDGE
	003-1264	105/PCS	M	IRLY PREMIUM LUMBER 2X10 8' NOTE: #2&BTR SPF SQUARE EDGE
	003-1266	105/PCS	M	IRLY PREMIUM LUMBER 2X10 10' NOTE: #2&BTR SPF SQUARE EDGE
	003-1268	105/PCS	M	IRLY PREMIUM LUMBER 2X10 12' NOTE: #2&BTR SPF SQUARE EDGE
	003-1270	105/PCS	M	IRLY PREMIUM LUMBER 2X10 14' NOTE: #2&BTR SPF SQUARE EDGE
	003-1272	105/PCS	M	IRLY PREMIUM LUMBER 2X10 16' NOTE: #2&BTR SPF SQUARE EDGE
	003-1278	84/PCS	M	IRLY PREMIUM LUMBER 2X12 12' NOTE: #2&BTR SPF SQUARE EDGE
	003-1282	84/PCS	M	IRLY PREMIUM LUMBER 2X12 16' NOTE: #2&BTR SPF SQUARE EDGE
DIMENSION LUMBER - FIR #2 & BTR S4S				
Please phone for a quote on these products.				
	002-1134	1/PCS	M	FIR #2 & BTR S4S 2X6 8'
	002-1136	1/PCS	M	FIR #2 & BTR S4S 2X6 10'
	002-1138	1/PCS	M	FIR #2 & BTR S4S 2X6 12'
	002-1140	1/PCS	M	FIR #2 & BTR S4S 2X6 14'
	002-1142	1/PCS	M	FIR #2 & BTR S4S 2X6 16'
	002-1144	1/PCS	M	FIR #2 & BTR S4S 2X6 18'
	002-1146	1/PCS	M	FIR #2 & BTR S4S 2X6 20'
	002-1154	1/PCS	M	FIR #2 & BTR S4S 2X8 8'
	002-1156	1/PCS	M	FIR #2 & BTR S4S 2X8 10'
	002-1158	1/PCS	M	FIR #2 & BTR S4S 2X8 12'
	002-1160	1/PCS	M	FIR #2 & BTR S4S 2X8 14'
	002-1162	1/PCS	M	FIR #2 & BTR S4S 2X8 16'
	002-1164	1/PCS	M	FIR #2 & BTR S4S 2X8 18'
	002-1166	1/PCS	M	FIR #2 & BTR S4S 2X8 20'
	002-1174	1/PCS	M	FIR #2 & BTR S4S 2X10 8'
	002-1176	1/PCS	M	FIR #2 & BTR S4S 2X10 10'
	002-1178	1/PCS	M	FIR #2 & BTR S4S 2X10 12'
	002-1180	1/PCS	M	FIR #2 & BTR S4S 2X10 14'
	002-1182	1/PCS	M	FIR #2 & BTR S4S 2X10 16'
	002-1184	1/PCS	M	FIR #2 & BTR S4S 2X10 18'
002-1186	1/PCS	M	FIR #2 & BTR S4S 2X10 20'	
002-1188	1/PCS	M	FIR #2 & BTR S4S 2X10 22'	
002-1190	1/PCS	M	FIR #2 & BTR S4S 2X10 24'	
002-1216	1/PCS	M	FIR #2 & BTR S4S 2X12 20'	
002-1608	1/PCS	M	FIR #2 & BTR S4S 6X6 8'	
002-1610	1/PCS	M	FIR #2 & BTR S4S 6X6 10'	
DIMENSION LUMBER - FIR STD & BTR S4S				
Please phone for a quote on these products				
	002-1104	1/PCS	M	FIR STD & BTR S4S 2X4 8'
	002-1106	1/PCS	M	FIR STD & BTR S4S 2X4 10'
	002-1108	1/PCS	M	FIR STD & BTR S4S 2X4 12'
	002-1110	1/PCS	M	FIR STD & BTR S4S 2X4 14'
	002-1112	1/PCS	M	FIR STD & BTR S4S 2X4 16'
	002-1114	1/PCS	M	FIR STD & BTR S4S 2X4 18'
	002-1116	1/PCS	M	FIR STD & BTR S4S 2X4 20'
DIMENSION LUMBER - HILINE (TRUCKLOAD PRICING & QUOTES AVAILABLE)				


	001-7991	896/PCS	0525-005M	1X2 8' PREMIUM KD S4S SPF
	001-7996	448/PCS	0525-000M	2X2 8' PREMIUM KD S4S SPF
DIMENSION LUMBER - HILINE SPF #2 & BTR				
	003-1250	147/PCS	M	IRLY PREMIUM LUMBER 2X8 8' NOTE: #2&BTR SPF SQUARE EDGE
	003-1252	147/PCS	M	IRLY PREMIUM LUMBER 2X8 10' NOTE: #2&BTR SPF SQUARE EDGE
	003-1254	147/PCS	M	IRLY PREMIUM LUMBER 2X8 12' NOTE: #2&BTR SPF SQUARE EDGE
	003-1256	147/PCS	M	IRLY PREMIUM LUMBER 2X8 14' NOTE: #2&BTR SPF SQUARE EDGE
DIMENSION LUMBER - IRLY PREMIUM LUMBER SPRUCE_#2_&_BTR_SQUARE_EDGE				
• Please call for pricing				
	003-1224	294/PCS	M	IRLY PREMIUM LUMBER 2X4 8' NOTE: #2&BTR SPF SQUARE EDGE
	003-1226	294/PCS	M	IRLY PREMIUM LUMBER 2X4 10' NOTE: #2&BTR SPF SQUARE EDGE
	003-1228	294/PCS	M	IRLY PREMIUM LUMBER 2X4 12' NOTE: #2&BTR SPF SQUARE EDGE
	003-1230	294/PCS	M	IRLY PREMIUM LUMBER 2X4 14' NOTE: #2&BTR SPF SQUARE EDGE
	003-1232	294/PCS	M	IRLY PREMIUM LUMBER 2X4 16' NOTE: #2&BTR SPF SQUARE EDGE
	003-1238	189/PCS	M	IRLY PREMIUM LUMBER 2X6 8' NOTE: #2&BTR SPF SQUARE EDGE
	003-1240	189/PCS	M	IRLY PREMIUM LUMBER 2X6 10' NOTE: #2&BTR SPF SQUARE EDGE
	003-1242	189/PCS	M	IRLY PREMIUM LUMBER 2X6 12' NOTE: #2&BTR SPF SQUARE EDGE
	003-1243	189/PCS	M	IRLY PREMIUM LUMBER 2X6 14' NOTE: #2&BTR SPF SQUARE EDGE
	003-1244	189/PCS	M	IRLY PREMIUM LUMBER 2X6 16' NOTE: #2&BTR SPF SQUARE EDGE
	003-1246	144/PCS	M	IRLY PREMIUM LUMBER 2X6 18' NOTE: #2&BTR SPF SQUARE EDGE
	003-1248	189/PCS	M	IRLY PREMIUM LUMBER 2X6 20' NOTE: #2&BTR SPF SQUARE EDGE
	DIMENSION LUMBER - J GRADE FIR			
	002-1380	240/PCS	M	2X4X8' J GRADE FIR
DIMENSION LUMBER - KD FIR 2 & BTR **KD FIR**				
002-1224	1/PCS	M	2X12X10' SEL STRUCT FIR KD S4S ** KD FIR **	
002-1226	1/PCS	M	2X12X12' SEL STRUCT FIR KD S4S ** KD FIR **	
002-1228	1/PCS	M	2X12X14' SEL STRUCT FIR KD S4S ** KD FIR **	
002-1230	1/PCS	M	2X12X16' SEL STRUCT FIR KD S4S ** KD FIR **	
002-1232	1/PCS	M	2X12X18' SEL STRUCT FIR KD S4S ** KD FIR **	
002-1234	1/PCS	M	2X12X20' SEL STRUCT FIR KD S4S ** KD FIR **	
002-1238	1/PCS	M	2X12X24' SEL STRUCT FIR KD S4S ** KD FIR **	
002-1300	1/PCS	M	KD FIR #2&BTR 2X4 8' * KD FIR *	
002-1302	1/PCS	M	KD FIR #2&BTR 2X4 10' * KD FIR *	
002-1304	1/PCS	M	KD FIR #2&BTR 2X4 12' * KD FIR *	
002-1306	1/PCS	M	KD FIR #2&BTR 2X4 14' * KD FIR *	
002-1308	1/PCS	M	KD FIR #2&BTR 2X4 16' * KD FIR *	
002-1318	1/PCS	M	KD FIR #2&BTR 2X6 8' * KD FIR *	
002-1320	1/PCS	M	KD FIR #2&BTR 2X6 10' * KD FIR *	
002-1322	1/PCS	M	KD FIR #2&BTR 2X6 12' * KD FIR *	
002-1324	1/PCS	M	KD FIR #2&BTR 2X6 14' * KD FIR *	


	002-1326	1/PCS	M	KD FIR #2&BTR 2X6 16' * KD FIR *
	002-1330	1/PCS	M	KD FIR #2&BTR 2X6 20' * KD FIR *
	002-1332	1/PCS	M	KD FIR #2&BTR 2X6 22' * KD FIR *
	002-1334	1/PCS	M	KD FIR #2&BTR 2X6 24' * KD FIR *
	002-1336	1/PCS	M	KD FIR #2&BTR 2X8 8' * KD FIR *
	002-1338	1/PCS	M	KD FIR #2&BTR 2X8 10' * KD FIR *
	002-1340	1/PCS	M	KD FIR #2&BTR 2X8 12' * KD FIR *
	002-1342	1/PCS	M	KD FIR #2&BTR 2X8 14' * KD FIR *
	002-1344	1/PCS	M	KD FIR #2&BTR 2X8 16' * KD FIR *
	002-1346	1/PCS	M	KD FIR #2&BTR 2X8 18' * KD FIR *
	002-1348	1/PCS	M	KD FIR #2&BTR 2X8 20' * KD FIR *
	002-1354	1/PCS	M	KD FIR #2&BTR 2X10 8' * KD FIR *
	002-1356	1/PCS	M	KD FIR #2&BTR 2X10 10' * KD FIR *
	002-1358	1/PCS	M	KD FIR #2&BTR 2X10 12' * KD FIR *
	002-1360	1/PCS	M	KD FIR #2&BTR 2X10 14' * KD FIR *
	002-1362	1/PCS	M	KD FIR #2&BTR 2X10 16' * KD FIR *
	002-1364	1/PCS	M	KD FIR #2&BTR 2X10 18' * KD FIR *
	002-1368	1/PCS	M	KD FIR #2&BTR 2X10 20' * KD FIR *
	002-1370	1/PCS	M	KD FIR #2&BTR 2X10 22' * KD FIR *
	002-1372	1/PCS	M	KD FIR #2&BTR 2X10 24' * KD FIR *
	004-5551	1/FBM	M	KD FIR SEL STRUCTURAL 2X12X16'
	004-5552	1/FBM	M	6X6X10' #1&BTR FOHC KD FIR S4S
	004-5553	1/FBM	M	6X6X8' #1&BTR FOHC KD FIR S4S
	004-5554	1/FBM	M	4X4 8' #1&BTR FOHC KD FIR S4S
	004-5555	1/FBM	M	4X4 12' #1&BTR FOHC KD FIR S4S
	004-5556	1/FBM	M	2X4X12' SELECT STRUCTURAL KD FIR
	004-5557	1/FBM	M	2X4X16' SELECT STRUCTURAL KD FIR
	DIMENSION LUMBER - SPF SHIPLAP Please phone for a quote on these products			
	002-3026	1/PCS	M	SPF SHIPLAP 10-15% UTE1X8 12'
	002-3030	1/PCS	M	SPF SHIPLAP 10-15% UTE1X8 16'
	DIMENSION LUMBER - SPR SHIPLAP			
	003-3026	1/PCS	M	SPR SHIPLAP 10-15% UTE 1X8 12'
	003-3028	1/PCS	M	SPR SHIPLAP 10-15% UTE 1X8 14'
DIMENSION LUMBER - SPRUCE #2 & BTR S4S Please phone for a quote on these products				
001-2350	294/PCS	M	2X4 8' #3 SPF KD S4S	
003-1048	1/PCS	M	SPRUCE #2 & BTR KD 1X6 16'	
003-1105	294/PCS	M	2X4-8' 2&BTR SPF KD S4S SPRUCE	
003-1107	294/PCS	M	2X4-10' 2&BTR SPF KD S4S	
003-1109	294/PCS	M	2X4-12' 2&BTR SPF KD S4S	
003-1111	294/PCS	M	2X4-14' 2&BTR SPF KD S4S	
003-1113	294/PCS	M	2X4-16' 2&BTR SPF KD S4S SPRUCE	
003-1116	294/PCS	M	2X4-20' 2&BTR SPF KD S4S	
003-1134	189/PCS	M	2X6-8' 2&BTR SPF KD S4S SPRUCE	
003-1136	189/PCS	M	2X6-10' 2&BTR SPF KD S4S SPRUCE	
003-1138	189/PCS	M	2X6-12' 2&BTR SPF KD S4S SPRUCE	
003-1140	189/PCS	M	2X6-14' 2&BTR SPF KD S4S SPRUCE	
003-1142	189/PCS	M	2X6-16' 2&BTR SPF KD S4S SPRUCE	
003-1144	189/PCS	M	2X6-18' 2&BTR SPF KD S4S SPRUCE	
003-1146	189/PCS	M	2X6-20' 2&BTR SPF KD S4S SPRUCE	
003-1154	147/PCS	M	2X8-8' 2&BTR SPF KD S4S SPRUCE	
003-1156	147/PCS	M	2X8-10' 2&BTR SPF KD S4S SPRUCE	
003-1158	147/PCS	M	2X8-12' 2&BTR SPF KD S4S SPRUCE	
003-1160	147/PCS	M	2X8-14' 2&BTR SPF KD S4S SPRUCE	



	003-1162	147/PCS	M	2X8-16' 2&BTR SPF KD S4S SPRUCE
	003-1164	147/PCS	M	2X8-18' 2&BTR SPF KD S4S SPRUCE
	003-1166	147/PCS	M	2X8-20' 2&BTR SPF KD S4S SPRUCE
	003-1170	1/PCS	M	2X8-24' 2&BTR SPF KD S4S SPRUCE
	003-1174	105/PCS	M	2X10-8' 2&BTR SPF KD S4S SPRUCE
	003-1176	105/PCS	M	2X10-10' 2&BTR SPF KD S4S SPRUCE
	003-1178	105/PCS	M	2X10-12' 2&BTR SPF KD S4S SPRUCE
	003-1180	105/PCS	M	2X10-14' 2&BTR SPF KD S4S SPRUCE
	003-1182	105/PCS	M	2X10-16' 2&BTR SPF KD S4S SPRUCE
	003-1184	105/PCS	M	2X10-18' 2&BTR SPF KD S4S SPRUCE
	003-1186	105/PCS	M	2X10-20' 2&BTR SPF KD S4S SPRUCE
	003-1204	84/PCS	M	2X12-8' 2&BTR SPF KD S4S SPRUCE
	003-1206	84/PCS	M	2X12-10' 2&BTR SPF KD S4S SPRUCE
	003-1208	84/PCS	M	2X12-12' 2&BTR SPF KD S4S SPRUCE
	003-1210	84/PCS	M	2X12-14' 2&BTR SPF KD S4S SPRUCE
	003-1212	84/PCS	M	2X12-16' 2&BTR SPF KD S4S SPRUCE
	003-1214	84/PCS	M	2X12-18' 2&BTR SPF KD S4S SPRUCE
	003-1216	84/PCS	M	2X12-20' 2&BTR SPF KD S4S SPRUCE
	DIMENSION LUMBER - SPRUCE #3 AND #4 & BTR S4S			
Please phone for a quote on these products				
	003-1002	1/PCS	M	SPRUCE #3 & BTR KD S4S 1X4 6'
	003-1004	588/PCS	M	SPRUCE #3 & BTR KD S4S 1X4 8'
	003-1006	588/PCS	M	SPRUCE #3 & BTR KD S4S 1X4 10'
	003-1008	588/PCS	M	SPRUCE #3 & BTR KD S4S 1X4 12'
	003-1010	588/PCS	M	SPRUCE #3 & BTR KD S4S 1X4 14'
	003-1012	588/PCS	M	SPRUCE #3 & BTR KD S4S 1X4 16'
	003-1024	378/PCS	M	SPRUCE #3 & BTR KD S4S 1X6 8'
	003-1026	378/PCS	M	SPRUCE #3 & BTR KD S4S 1X6 10'
	003-1028	378/PCS	M	SPRUCE #3 & BTR KD S4S 1X6 12'
	003-1030	378/PCS	M	SPRUCE #3 & BTR KD S4S 1X6 14'
	003-1032	378/PCS	M	SPRUCE #3 & BTR KD S4S 1X6 16'
DIMENSION LUMBER - STUD AND ECONO GRADE (TRUCKLOAD PRICING & QUOTES AVAILABLE)				
	001-8011	294/PCS	M	2X4X116 1/4" SPF STUD GRD
	001-8014	240/PCS	0195-000M	2X4 ECONO SPF STUDS
	001-8016	240/PCS	0169-006M	2X4X96"SPF ECONO LUMBER
	001-8018	294/PCS	M	2X4X92 1/4KD SPR STUD GRD
	001-8019	392/PCS	M	2X4X92 1/4 KD SPF STUD GRADE
	001-8020	378/PCS	0399-001M	IRLY PREMIUM LUMBER 2X3 8'
	001-8034	252/PCS	M	2X6X92 1/4KD SPR STUD GRD
	001-8035	189/PCS	M	2X6X92 1/4 KD SPR STUD
	001-8348	294/PCS	M	2X4X92 1/4 FJ SPF STUD
	001-8350	189/PCS	M	2X6X92 1/4 FJ SPF STUD (189)
	001-8352	189/PCS	M	2X6X104 1/4" SPF STUD GRD
	001-8354	392/PCS	M	2X4X104 1/4 SPF STUDS
	001-8356	294/PCS	M	2X4X104 1/4" FJ SPF STUD
	001-8360	294/PCS	M	2X4X104 5/8" SPF STUDS
	001-8362	189/PCS	M	2X6X104 1/4" SPF STUDS
	FASCIA - PRIMED WHITE			
<ul style="list-style-type: none"> • Hand-selected tight grain, kiln-dried Western SPF premium quality product. • Excellent weather protection • Factory primed and ready for top-coating on-site • Strong 10 year warranty • Full range of lengths • Easy application • Less costly than composites • High quality means less waste • Sub-fascia not required 				
	003-1316	1/PCS	0968-757M	312 / 5% 1X4 12' COMBED FACED TEXTURED PRIMED WHITE FASCIA
	003-1318	1/PCS	0993-754M	312 / 5% 1X4 16' COMBED FACED TEXTURED PRIMED WHITE FASCIA
	003-1323	1/PCS	0037-507M	192 / 5% 1X6 12'COMBED FACED TEXTURED PRIMED WHITE FASCIA
	003-1325	1/PCS	0037-509M	192 / 5% 1X6 16'COMBED FACED TEXTURED PRIMED WHITE FASCIA
	003-1330	1/PCS	0050-003M	144 / 5% 1X8 12'COMBED FACED TEXTURED PRIMED WHITE FASCIA
	003-1332	1/PCS	0050-005M	144 / 5% 1X8 16'COMBED FACED TEXTURED PRIMED WHITE FASCIA
	003-1339	1/PCS	0075-007M	120 / 5% 1X10 16'COMBED FACED TEXTURED PRIMED WHITE FASCIA
	003-1367	1/PCS	0656-256M	140 / 5% 2X4 16'COMBED FACED TEXTURED PRIMED WHITE FASCIA

	003-1372	1/PCS	0656-252M	90 / 5%	2X6 12'COMBED FACED TEXTURED PRIMED WHITE FASCIA
	003-1374	1/PCS	0656-254M	90 / 5%	2X6 16'COMBED FACED TEXTURED PRIMED WHITE FASCIA
	003-1376	1/PCS	0662-500M	90 / 5%	2X6 20'COMBED FACED TEXTURED PRIMED WHITE FASCIA
	003-1379	1/PCS	0656-259M	70 / 5%	2X8 12'COMBED FACED TEXTURED PRIMED WHITE FASCIA
	003-1381	1/PCS	0650-009M	70 / 5%	2X8 16'COMBED FACED TEXTURED PRIMED WHITE FASCIA
	003-1383	1/PCS	0662-508M	70 / 5%	2X8 20'COMBED FACED TEXTURED PRIMED WHITE FASCIA
	003-1386	1/PCS	0781-252M	50 / 5%	2X10 12'COMBED FACED TEXTURED PRIMED WHITE FASCIA
	003-1388	1/PCS	0706-259M	50 / 5%	2X10 16'COMBED FACED TEXTURED PRIMED WHITE FASCIA
	003-1390	1/PCS	0731-257M	50 / 5%	2X10 20'COMBED FACED TEXTURED PRIMED WHITE FASCIA
	003-1395	1/PCS	0906-257M	40 / 5%	2X12 16'COMBED FACED TEXTURED PRIMED WHITE FASCIA
	003-1397	1/PCS	0868-756M	40 / 5%	2X12 20'COMBED FACED TEXTURED PRIMED WHITE FASCIA
	003-1416	1/PCS	0062-504M	195 / 5%	5/4X4 16'COMBED FACED TEXTURED PRIMED WHITE FASCIA
	003-1423	1/PCS	0018-755M	120 / 5%	5/4X6 16'COMBED FACED TEXTURED PRIMED WHITE FASCIA

	POINTED STAKES				
	014-8404	1/BDL	G905-009	100 / 4%	1X2X24" CENTER POINT STAKE (BUNDLE OF 25)
	014-8405	1/BDL	H804-122	100 / 4%	1X2X18" CENTRE POINT STAKE (BUNDLE OF 25)
	014-8406	1/BDL	J508-127	60 / 4%	1X2X36" CENTRE POINT STAKE (BUNDLE OF 25)
	014-8407	1/BDL	R011-996		1X2X48" CENTRE POINT STAKE (BUNDLE OF 25)

	PRIMED VJOINT - PINE STK				
	003-4060	252/PCS	M		1X4X8' PINE STK PRIMED VJOINT
	003-4064	252/PCS	M		1X4X12' PINE STK PRIMED VJOINT
	003-4068	252/PCS	M		1X4X16' PINE STK PRIMED VJOINT

	WYNNWOOD - PINE PANELING KD T&G PREMIUM & #2&BTR				
	<ul style="list-style-type: none"> • Please phone for a quote on these products • Wood is 100% natural, no additives, and completely organic • Creates warmth & serenity may it be on your floor, wall or ceiling. 				
	003-4082	180/PCS	0795-005M		1X6 8' PINE KD T&G #2&BTR V JOINT
	003-4084	180/PCS	0795-007M		1X6 10' PINE KD T&G #2&BTR V JOINT
	003-4086	180/PCS	0795-009M		1X6 12' PINE KD T&G #2&BTR V JOINT
	003-4088	180/PCS	0795-001M		1X6 14' PINE KD T&G #2&BTR V JOINT
	003-4090	180/PCS	0795-004M		1X6 16' PINE KD T&G #2&BTR V JOINT

Treated Lumber, Ties, Pointed Posts					
	ACQ BROWN TREATED RADIUS EDGE PINE DECKING ** APPLIES TO ALL TREATED WOOD **				
	• FASTENINGS AND PRESSURE TREATED WOOD Regular nails and screws should not be used with pressure treated wood, due to its increased corrosiveness. Instead, it is recommended to use corrosion resistant fasteners such as hot dipped galvanized or stainless steel fasteners.				
	014-8650	128/PCS	T850-522L		5/4X6X8 PINE RD EG ACQ BROWN BROWN DECKING
	014-8652	128/PCS	P270-524L		5/4X6X10 PINE RD EG ACQ BROWN BROWN DECKING
	014-8654	128/PCS	R490-526L		5/4X6X12 PINE RD EG ACQ BROWN BROWN DECKING
	014-8656	128/PCS	K610-540L		5/4X6X14 PINE RD EG ACQ BROWN BROWN DECKING
014-8658	128/PCS	H830-542L		5/4X6X16 PINE RD ED ACQ BROWN BROWN DECKING	
	ACQ BROWN TREATED 4X4 POSTS				
	014-8670	78/PCS	0668-421M		4X4X6 1-2 SEL HEM ACQ BROWN
	014-8672	78/PCS	0668-423M		4X4X7 1-2 SEL HEM ACQ BROWN
	014-8674	78/PCS	0668-425M		4X4X8 1-2 SEL HEM ACQ BROWN
	014-8678	78/PCS	0668-429M		4X4X10 1-2 SEL HEM ACQ BROWN
	014-8680	78/PCS	0700-008M		4X4X12 1-2 SEL HEM ACQ BROWN
	ACQ BROWN TREATED HEMLOCK				
	ACQ Treat Lumber. Call for Truckload pricing.				
	014-8570	208/PCS	0578-959M		2X4X8' 1-2 SEL HEM ACQ BROWN
	014-8572	208/PCS	0578-951M		2X4X10 1-2 SEL HEM ACQ BROWN
	014-8574	208/PCS	0578-953M		2X4X12 1-2 SEL HEM ACQ BROWN
	014-8576	208/PCS	0578-955M		2X4X14 1-2 SEL HEM ACQ BROWN



014-8578	208/PCS	0578-957M	2X4X16 1-2 SEL HEM ACQ BROWN
014-8584	128/PCS	0589-472M	2X6X8 1-2 SEL HEM ACQ BROWN
014-8586	128/PCS	0589-474M	2X6X10 1-2 SEL HEM ACQ BROWN
014-8588	128/PCS	0589-476M	2X6X12 1-2 SEL HEM ACQ BROWN
014-8590	128/PCS	0589-479M	2X6X14 1-2 SEL HEM ACQ BROWN
014-8592	128/PCS	0589-471M	2X6X16 1-2 SEL HEM ACQ BROWN
014-8598	48/PCS	0605-260M	2X8X8 1-2 SEL HEM ACQ BROWN
014-8600	48/PCS	0605-263M	2X8X10 1-2 SEL HEM ACQ BROWN
014-8602	48/PCS	0605-265M	2X8X12 1-2 SEL HEM ACQ BROWN
014-8604	48/PCS	0605-267M	2X8X14 1-2 SEL HEM ACQ BROWN
014-8606	48/PCS	0605-269M	2X8X16 1-2 SEL HEM ACQ BROWN
014-8612	40/PCS	0615-794M	2X10X8 1-2 SEL HEM ACQ BROWN
014-8614	40/PCS	0615-796M	2X10X10 1-2 SEL HEM ACQ BROWN
014-8616	40/PCS	0615-798M	2X10X12 1-2 SEL HEM ACQ BROWN
014-8618	40/PCS	0615-790M	2X10X14 1-2 SEL HEM ACQ BROWN
014-8620	40/PCS	0615-793M	2X10X16 1-2 SEL HEM ACQ BROWN
014-8630	32/PCS	0684-210M	2X12X12 1-2 SEL HEM ACQ BROWN
014-8634	32/PCS	0684-214M	2X12X16 1-2 SEL HEM ACQ BROWN

ACQ GREEN TREATED BOARDS



015-6596	378/PCS	0854-841M	1X6X6' S4S SPF PREMIUM GREEN ACQ	NEW
----------	---------	-----------	----------------------------------	-----

ACQ GREEN TREATED HEMLOCK



015-6494	156/PCS	0547-370M	2X4X8 1-2 SEL SPF ACQ GREEN
015-6496	156/PCS	0547-372M	2X4X10 1-2 SEL SPF ACQ GREEN
015-6498	156/PCS	0547-374M	2X4X12 1-2 SEL SPF ACQ GREEN
015-6500	156/PCS	0531-584M	2X4X14 1-2 SEL SPF ACQ GREEN
015-6502	156/PCS	0557-896M	2X4X16 1-2 SEL SPF ACQ GREEN
015-6506	96/PCS	0557-890M	2X6X8 1-2 SEL SPF ACQ GREEN
015-6508	96/PCS	0557-892M	2X6X10 1-2 SEL SPF ACQ GREEN
015-6510	96/PCS	0557-895M	2X6X12 1-2 SEL SPF ACQ GREEN
015-6512	96/PCS	0547-370M	2X6X14 1-2 SEL SPF ACQ GREEN
015-6514	96/PCS	0568-429M	2X6X16 1-2 SEL SPF ACQ GREEN
015-6518	48/PCS	0557-893M	2X8X8 1-2 SEL HEM ACQ GREEN
015-6520	48/PCS	0557-896M	2X8X10 1-2 SEL HEM ACQ GREEN
015-6522	48/PCS	0557-898M	2X8X12 1-2 SEL HEM ACQ GREEN
015-6524	48/PCS	0557-890M	2X8X14 1-2 SEL HEM ACQ GREEN
015-6526	48/PCS	0557-892M	2X8X16 1-2 SEL HEM ACQ GREEN
015-6530	40/PCS	0568-427M	2X10X8 1-2 SEL HEM ACQ GREEN
015-6532	40/PCS	0568-429M	2X10X10 1-2 SEL HEM ACQ GREEN
015-6534	40/PCS	0568-421M	2X10X12 1-2 SEL HEM ACQ GREEN
015-6536	40/PCS	0568-423M	2X10X14 1-2 SEL HEM ACQ GREEN
015-6538	40/PCS	0568-425M	2X10X16 1-2 SEL HEM ACQ GREEN
015-6544	32/PCS	0636-846M	2X12X10 1-2 SEL HEM ACQ GREEN
015-6546	32/PCS	0636-848M	2X12X12 1-2 SEL HEM ACQ GREEN
015-6548	32/PCS	0636-840M	2X12X14 1-2 SEL HEM ACQ GREEN
015-6550	32/PCS	0636-843M	2X12X16 1-2 SEL HEM ACQ GREEN

ACQ GREEN TREATED HEMLOCK 4X4'S





015-6572	78/PCS	0621-055M	4X4X6'1-2 SEL HEM ACQ GREEN
015-6576	78/PCS	0621-059M	4X4X8'1-2 SEL HEM ACQ GREEN
015-6580	78/PCS	0621-054M	4X4X10'1-2 SEL HEM ACQ GREEN
015-6582	78/PCS	0642-114M	4X4X12'1-2 SEL HEM ACQ GREEN


ACQ GREEN TREATED HEMLOCKS




015-6484	416/PCS	0605-568M	1X4X8' STD&BTR HEM/FIR ACQ TR GREEN
015-6616	1/PCS	0668-421M	4X6X8' #2&BTR ACQ RGH TR GREEN








	015-6618	1/PCS	0668-423M	4X6X10' #2&BTR ACQ RGH TR GRN	
	015-6620	1/PCS	0668-426M	4X6X12' #2&BTR ACQ TREAT GREEN	
	015-6624	1/PCS	0682-806M	4X6X16' #2&BTR ACQ TREAT GREEN	
ACQ GREEN TREATED RADIUS EDGE PINE DECKING					
	015-6560	128/PCS	D840-499L	5/4X6X8 PINE RD EG G2F ACQTRGR GREEN DECKING	
	015-6562	128/PCS	A260-491L	5/4X6X10 PINE RDEG G2F ACQTRGR GREEN DECKING	
	015-6564	128/PCS	L480-493L	5/4X6X12 PINE RDEG G2F ACQTRGR GREEN DECKING	
	015-6566	128/PCS	J720-529L	5/4X6X14 PINE RDEG G2F ACQTRGR GREEN DECKING	
	015-6568	128/PCS	G940-521L	5/4X6X16 PINE RDEG G2F ACQTRGR GREEN DECKING	
ACQ GREEN TREATED STANDARD ROUGH					
	015-6600	1/PCS	0710-538M	6X6X8' STD RGH ACQ TR GREEN (32)	
	015-6602	1/PCS	0710-530M	6X6X10' STD RGH ACQ TR GREEN (32)	
	015-6604	1/PCS	0710-532M	6X6X12' STD RGH ACQ TR GREEN (32)	
	015-6606	1/PCS	0710-534M	6X6X14' STD RGH ACQ TR GREEN (32)	
	015-6608	1/PCS	0710-536M	6X6X16' STD RGH ACQ TR GREEN (32)	
	015-6612	1/PCS	0710-531M	6X6X20' STD RGH ACQ TR GREEN (32)	
ACQ TREATED LANDSCAPE TIES - BROWN OR GREEN					
	015-5146	99/EA	A504-161	3 1/4"X4"X 8' LDSCP ACQ BROWN LANDSCAPE TIES (99)	
	015-5148	99/EA	A303-847	3 1/4"X4"X 8' LANDSCAPE GREEN TREATED TIES (99)	
FP DEX DECKING BOARD					
	015-6900	1/LIN	J601-562	5/4X6 R/L FP DEX DECKING BOARD PREFINISHED TREATED	NEW
ROUND POINTED FENCE POSTS - TREATED CCA (TRUCKLOAD PRICING & QUOTES AVAILABLE)					
	015-5202	125/EA	D102-789	3-4X7' POINTED POST-TREATED	
	015-5204	80/EA	J204-446	4-5X7' POINTED POST-TREATED	
	015-5214	125/EA	K203-446	3-4X8' POINTED POST-TREATED	
TERRATEC DECKING					
	015-6700	1/PCS	G402-259L	48 / 5%	TERRATEC 5/4X6X12' ARCH CEDAR
	015-6702	1/PCS	D602-251L	48 / 5%	TERRATEC 5/4X6X12' ARCH REDWD
	015-6704	1/PCS	A802-253L	48 / 5%	TERRATEC 5/4X6X12' ARCH SLATE GRAY
	015-6712	1/PCS	P702-252L	48 / 5%	TERRATEC 5/4X6X16' ARCH CEDAR
	015-6714	1/PCS	R902-254L	48 / 5%	TERRATEC 5/4X6X16' ARCH REDWD
	015-6716	1/PCS	K102-256L	48 / 5%	TERRATEC 5/4X6X16' ARCH SLATE GRAY
	015-6718	1/PCS	H302-258L	48 / 5%	TERRATEC 5/4X6X16' TRAD CEDAR
	015-6720	1/PCS	D602-251L	48 / 5%	TERRATEC 5/4X6X16' TRAD REDWD
	015-6722	1/PCS	A802-253L	48 / 5%	TERRATEC 5/4X6X16' TRAD SLATE GRAY
	015-6724	1/PCS	L802-255L	48 / 5%	TERRATEC 5/4X6X20' ARCH CEDAR
	015-6726	1/PCS	J202-257L	48 / 5%	TERRATEC 5/4X6X20' ARCH REDWD
	015-6728	1/PCS	G402-259L	48 / 5%	TERRATEC 5/4X6X20' ARCH SLATE GRAY
	015-6736	1/EA	H302-214		TERRATEC ARCH BOARD CONNECTORS




	015-6738	1/EA	T032-687	72 / 7%	TERRATEC 1X8X12' FASCIA CEDAR
	015-6740	1/EA	A032-680	72 / 7%	TERRATEC 1X8X12' FASCIA REDWD
	015-6742	1/EA	L032-682	72 / 7%	TERRATEC 1X8X12' FASCIA SLATE GRAY
	015-6744	1/EA	L601-739		TERRATEC 1X8 FLAT CAP CEDAR
	015-6746	1/EA	J801-731		TERRATEC 1X8 FLAT CAP REDWOOD
	015-6748	1/EA	G801-733		TERRATEC 1X8 FLAT CAP SLATE GRAY
	015-6750	1/EA	P021-310	72 / 7%	TERRATEC 2X4X12' G TRIM CEDAR
	015-6752	1/EA	R021-312	72 / 7%	TERRATEC 2X4X12' G TRIM REDWD
	015-6754	1/EA	K021-314	72 / 7%	TERRATEC 2X4X12' G TRIM SLATE GRAY
	015-6756	1/EA	H901-732		TERRATEC 2X4 F END CAP REDWOOD
	015-6758	1/EA	T101-734		TERRATEC 2X4 F END CAP SLATE GRAY
	015-6760	1/EA	A401-737		TERRATEC 2X4 F END CAP CEDAR
	015-6762	1/BAG	L806-688		TERRATEC PLUG & SCREW CEDAR (50)
	015-6764	1/BAG	J206-680		TERRATEC PLUG & SCREW REDWOOD (50)
	015-6766	1/BAG	G406-682		TERRATEC PLUG & SCREW SLATE GRAY (50)
	015-6768	1/EA	D026-774		TERRATEC QUICK CLIP 3/16" (100)

	TREATED LUMBER - END CUT PRESERVATIVE GREEN				
	057-7014	6/EA	R107-923		13-681 GREEN 'END CUT' 946 ML
	057-7016	4/EA	H018-454		13-684 GREEN 'END' CUT 3.78L

	TREATED LUMBER - END CUT PRESERVATIVE SUNWOOD				
	015-5160	1/EA	D010-477		ENDCUT CEDAR BROWN 1 LITER (946 ML)
	015-5164	1/EA	L010-471		ENDCUT SOFT GREEN 1 LITER (946 ML) NEW

Cedar Products, Fence, Lattice Panels					
	BALLUSTERS - SQUARE END				
	015-6480	450/EA	L901-065		2X2X36" SQUARE END TREATED BALUSTERS
	015-6482	450/EA	J501-416		2X2X48" SQUARE END TREATED BALUSTERS
	CEDAR LATH				
	001-9047	25/EA	H201-046		3/4X3/4X8' CEDAR NAILER STRIP
	001-9048	1/BDL	L509-416	60 / 5%	5/16X1 1/2"X4' CEDAR LATH (BUNDLE OF 50)
	001-9050	1/BDL	T025-886	60 / 5%	5/16X1 1/2"X6' CEDAR LATH (BUNDLE OF 50)
	001-9052	1/BDL	K052-942	60 / 5%	5/16X1 1/2"X8' CEDAR LATH (BUNDLE OF 50)
	CEDAR LUMBER BOARDS AND DIMENSIONAL (TRUCKLOAD PRICING & QUOTES AVAILABLE)				
	001-9010	320/PCS	0755-567M		1"X6"X4' S1S2E 2&BTR NH CEDAR
	001-9012	320/PCS	0783-332M		1"X6"X5' S1S2E 2&BTR NH CEDAR (320)
	001-9014	256/PCS	0811-118M		1"X6"X6' S1S2E 2&BTR NH CEDAR
CEDAR POST CAPS					

	001-9046	1/EA	L740-752	5 1/2X5 1/2 CEDAR POST CAPS
	001-9053	1/EA	J402-471	7 1/2X 7 1/2 CEDAR POST CAPS
	FENCE PANELS - CEDAR (TRUCKLOAD PRICING & QUOTES AVAILABLE)			
	<ul style="list-style-type: none"> • No. 1 western red cedar fence panels with 12" lattice top. • Manufactured from carefully pregraded 1x6 channel siding bottoms coupled with smooth sawn No. 1 lath and framed in S1S2E 1x2 to ensure attractive,durable fence panels. • 001-9004 has 2x4 frame 			
	001-9000	14/EA	D058-783	4X8 FENCE PANEL (2X4 FRAMED) 12" LATTICE (44"H X 96"W) (14)
	001-9002	14/EA	D062-116	5X8 FENCE PANEL (2X4 FRAMED) 12" LATTICE (56"H X 96"W) (14)
	001-9004	14/EA	G065-447	6X8 FENCE PANEL (2X4 FRAMED) 12" LATTICE (68"H X 96"W) (14)
001-9006	1/EA	L067-508	3' WIDE X 6' HIGH CEDAR GATE (12" LATTICE) 2X4 FRAMED	NEW
	FENCE PANELS - SOLID			
	001-8998	14/EA	R071-671	6X8 SOLID FENCE PANEL 1X6 T&G (2X4 FRAMED) (67"HX96"W)
	LATTICE - FRAMED CEDAR			
	001-9062	16/EA	D014-473	1X8 SEL FRAMED CEDAR LATTICE
	001-9064	12/EA	A019-290	2X8 SEL FRAMED CEDAR LATTICE
	001-9068	12/EA	G030-598	4X8 SEL FRAMED CEDAR LATTICE
LATTICE - UNFRAMED CEDAR				
	001-9054	10/EA	K606-184	1X8 UNFRAMED SEL CEDAR LATTICE
	001-9056	10/EA	K010-944	2X8 UNFRAMED SEL CEDAR LATTICE
	001-9060	10/EA	J018-655	4X8 UNFRAMED SEL CEDAR LATTICE

	001-9086	10/EA	D036-257	50 / 5%	4X8 HEAVY DUTY LATTICE 1X2 CEDAR LATTICE	NEW
	LATTICE - UNFRAMED TREATED					
	001-9082	10/EA	L505-005		2X8 SEL SPF ACQ TR UNFRMD LATT	
	001-9084	10/EA	L109-001		4X8 SEL SPF ACQ TR UNFRMD LATT (50)	
	LATTICE- PLASTIC AND ACCESSORIES • Available in White or Khaki Colored Plastic					
	001-9100	15/EA	J016-949	80 / 5%	4X8 REGULAR WHITE LATTICE (15) 2 3/4" (DIAMOND SPACING)	
	001-9112	1/EA	R608-506		97" WOOD TONE (KHAKE) DIVIDER	
	001-9114	1/EA	T805-055		97" WOOD TONE (KHAKE) END CAP	
	RANCHWALL CEDARTONES					
	012-9111	40/EA	J020-608		4X8 3/8" RANCHWALL CEDARTONE	

Roofing, Shingles, Felt, Tarpaper						
ADAPT-A-BRACKET SYSTEM						
<ul style="list-style-type: none"> • The Adapt-A-Mount is a universal steel base to support several Adapt-A-Product inserts • The Adapt-A-Brackets feature a dual roof staging ability, adjusting from 45 to 60 degrees or 45 to 90 degrees in a snap • All Adapt-A-Products are quality control manufactured, rust and corrosion resistant, and designed to eliminate weld failures 						
	037-6530	1/EA	H055-996	2 / 7%	RT-ADSK-6 ADAPT-A-BRACKET KIT 2"X6"	NEW
	037-6532	1/EA	T055-998	2 / 7%	RT-ADSK-10 ADAPT-A-BRACKET KIT 2"X10"	NEW
	037-6534	1/EA	K012-818	12 / 4%	ADBASE ADAPT-A-MOUNT BASE	NEW
	037-6536	1/EA	H012-810	12 / 4%	AHEAD-10 ADAPT-A-BRACKET HEAD 2"X10" 45/60	NEW



037-6538 1/EA T012-812 12 / 4% AHEAD-6 ADAPT-A-BRACKET HEAD 2"X6" 45/90

NEW



ASPHALT FELT ROOFING (TRUCKLOAD PRICING & QUOTES AVAILABLE)

- Mainly used for flat deck asphalt roofs.
- Height : 36"

011-2560 1/EA A026-114 30 / 5% HAL-FE1375 #30-44" FELT (44"X216SF) (30)



BAKOR LOW SLOPE ROOFING

- Low slope 2 ply Roofing
- 20 year warranty
- Low slope 2 ply gives double coverage and piece of mind
- Mechanically fastened with round top nails
- No primer required
- Just peel and stick and relax
- Easy to follow instructions are in the box
- Coverage 50 Square feet per roll

058-0514 1/EA P086-089 3 / 3% BAKOR LOWSLOPE 2 PLY 3'X 35.7' BK5392P536 BLACK
 058-0516 1/EA R086-081 3 / 3% BAKOR LOWSLOPE 2 PLY 3'X 35.7' BK5362P536 COOL GREY
 058-0518 1/EA P094-902 3 / 3% BAKOR LOWSLOPE 2 PLY 3'X 35.7' BK5372P536 WEATHERED WOOD



EXTREME ADJUSTABLE ROOF BRACKET

- The adjustable Extreme bracket is one of the most versatile adjustable roof brackets on the market
- Instantly adjust the board platform from 18 to 50 degrees while in use
- Made with high-grade steel, reinforced striker plates and easy adjuster handle
- Use the pitch guides on the sides to create a level platform for the specific roof

037-6520 1/EA G026-187 8 / 7% RTESB EXTREME ROOF BRACKET ADJUSTABLE 2"X10" NEW



HALTEX STANDARD BUILDING PAPER

- Height: 36"
- Roll covers approx. 400 sq.ft.
- Breathing asphalt paper.
- For exterior walls before applying siding.
- Staples into place.






011-4448 1/EA D807-177 90 / 5% HAL-TEX 30 STARTER 20" BU0450
 011-4450 1/EA K013-503 90 / 5% HAL TEX SUPER 30 (90)40" 400SF BU0400
 011-4452 1/EA H013-000 95 / 5% HAL TEX SUPER 60 (95)40" 300SF BU0500
 011-4454 1/EA H012-337 100 / 5% HALTEX 20(PERMAX) 40"X400SF (100) BU0100E









IKO ARMOURGARD/GRIPGUARD

- Used to waterproof under shingled roofs preventing water penetration due to ice dams or wind driven rain.
- Can be used as an underlayment around chimneys, dormers, vent stack skylights and other roof top structures or apertures, around doors and windows and as an exterior vapor barrier for foundations and basements

011-4870 1/RL H048-432 1 / 4% ARMOURGARD / GRIPGARD (7910002) 65'X36" 195 SQ FT

	IKO LEADING EDGE STARTER STRIP <ul style="list-style-type: none"> • Fast, easy and convenient to apply • Already has a sealant strip in place, which allows for a tight seal at the bottom of the first course of shingles • Provide a straight edge to trim and helps seal the shingle ends which prevents it from wind damage 																																																																															
<table border="0" style="width: 100%;"> <tr> <td style="width: 15%;">011-4852</td> <td style="width: 10%;">1/BDL</td> <td style="width: 10%;">K027-835</td> <td style="width: 55%;">LEADING EDGE PLUS (4150003) 13 1/4" X 39 3/8"</td> <td style="width: 5%; text-align: right;">NEW</td> </tr> </table>					011-4852	1/BDL	K027-835	LEADING EDGE PLUS (4150003) 13 1/4" X 39 3/8"	NEW																																																																							
011-4852	1/BDL	K027-835	LEADING EDGE PLUS (4150003) 13 1/4" X 39 3/8"	NEW																																																																												
	IKO ROOFGARD - COOL GRAY																																																																															
<table border="0" style="width: 100%;"> <tr> <td style="width: 15%;">011-4868</td> <td style="width: 10%;">1/RL</td> <td style="width: 10%;">0101-601</td> <td style="width: 55%;">ROOFGARD - COOL GREY (0520021) ROLL 4'X250' (1000 SQ FT)</td> <td style="width: 5%;"></td> </tr> </table>					011-4868	1/RL	0101-601	ROOFGARD - COOL GREY (0520021) ROLL 4'X250' (1000 SQ FT)																																																																								
011-4868	1/RL	0101-601	ROOFGARD - COOL GREY (0520021) ROLL 4'X250' (1000 SQ FT)																																																																													
	IKO ROOFING FELTS																																																																															
<table border="0" style="width: 100%;"> <tr> <td style="width: 15%;">011-4860</td> <td style="width: 10%;">1/RL</td> <td style="width: 10%;">D025-281</td> <td style="width: 10%;">25 / 5%</td> <td style="width: 55%;">NO. 15 FELT PLAIN 144'X36" (FE0800) CSA A123.3 (25)</td> <td style="width: 5%;"></td> </tr> <tr> <td>011-4862</td> <td>1/RL</td> <td>J022-066</td> <td>1 / 5%</td> <td>#15 FELT UNDERLAYMENT (FE2000) (144'X36") ASTM D4869 (30)</td> <td></td> </tr> <tr> <td>011-4864</td> <td>1/RL</td> <td>L025-285</td> <td>25 / 5%</td> <td>NO. 30 FELT PLAIN 2 SQ. 3'X72' FE1350 ASTM D4869 CSA A123.3</td> <td></td> </tr> </table>					011-4860	1/RL	D025-281	25 / 5%	NO. 15 FELT PLAIN 144'X36" (FE0800) CSA A123.3 (25)		011-4862	1/RL	J022-066	1 / 5%	#15 FELT UNDERLAYMENT (FE2000) (144'X36") ASTM D4869 (30)		011-4864	1/RL	L025-285	25 / 5%	NO. 30 FELT PLAIN 2 SQ. 3'X72' FE1350 ASTM D4869 CSA A123.3																																																											
011-4860	1/RL	D025-281	25 / 5%	NO. 15 FELT PLAIN 144'X36" (FE0800) CSA A123.3 (25)																																																																												
011-4862	1/RL	J022-066	1 / 5%	#15 FELT UNDERLAYMENT (FE2000) (144'X36") ASTM D4869 (30)																																																																												
011-4864	1/RL	L025-285	25 / 5%	NO. 30 FELT PLAIN 2 SQ. 3'X72' FE1350 ASTM D4869 CSA A123.3																																																																												
	IKO SHINGLES - CAMBRIDGE 30 (FIBREGLASS) <ul style="list-style-type: none"> • Fibreglass asphalt shingles • Laminated architectural design • Class "A" fire resistance rating • Limited wind warranty coverage up to 112km/hr • Limited 30 year warranty • 5 year IKO "Iron Clad" protection • Designed with an angle cut • Coverage per bundle is 32.3 sq.ft. or 3 m squared <table border="0" style="width: 100%;"> <tr> <td style="width: 15%;">011-4601</td> <td style="width: 10%;">1/BDL</td> <td style="width: 10%;">K020-135</td> <td style="width: 55%;">CAMBRIDGE LLW AGED REDWOOD (L) (0250057) (*NEW*)</td> <td style="width: 5%; text-align: right;">NEW</td> </tr> <tr> <td>011-4602</td> <td>1/BDL</td> <td>A018-415</td> <td>CAMBRIDGE 30 CASTLE GREY (56) (0250086)</td> <td></td> </tr> <tr> <td>011-4603</td> <td>1/BDL</td> <td>H020-137</td> <td>CAMBRIDGE LLW CHARCOAL GREY (L) (0250068) (*NEW*)</td> <td>NEW</td> </tr> <tr> <td>011-4605</td> <td>1/BDL</td> <td>T020-139</td> <td>CAMBRIDGE LLW DUAL BLACK (L) (0250002) (*NEW*)</td> <td>NEW</td> </tr> <tr> <td>011-4607</td> <td>1/BDL</td> <td>P020-131</td> <td>CAMBRIDGE LLW DUAL GREY (L) (0250062) (*NEW*) (56)</td> <td>NEW</td> </tr> <tr> <td>011-4609</td> <td>1/BDL</td> <td>R020-133</td> <td>CAMBRIDGE LLW EARTHTONE CEDAR (L) (0250029) (*NEW*)</td> <td>NEW</td> </tr> <tr> <td>011-4610</td> <td>1/BDL</td> <td>P018-414</td> <td>CAMBRIDGE 30 FOREST GREEN (56) (0250049)</td> <td></td> </tr> <tr> <td>011-4611</td> <td>1/BDL</td> <td>J020-136</td> <td>CAMBRIDGE LLW FOREST GREEN (L) (*NEW*) (0250049)</td> <td>NEW</td> </tr> <tr> <td>011-4613</td> <td>1/BDL</td> <td>G020-138</td> <td>CAMBRIDGE LLW DRIFTWOOD (L) (0250033) (*NEW*)</td> <td>NEW</td> </tr> <tr> <td>011-4615</td> <td>1/BDL</td> <td>D020-130</td> <td>CAMBRIDGE LLW HARVARD SLATE (L) (0250059) (*NEW*)</td> <td>NEW</td> </tr> <tr> <td>011-4619</td> <td>1/BDL</td> <td>D018-413</td> <td>CAMBRIDGE 30 RIVIERA RED (56) (0250133)</td> <td></td> </tr> <tr> <td>011-4621</td> <td>1/BDL</td> <td>H020-137</td> <td>CAMBRIDGE LLW WEATHERWOOD (L) (0250034) (*NEW*)</td> <td>NEW</td> </tr> <tr> <td>011-4622</td> <td>1/BDL</td> <td>G020-138</td> <td>CAMBRIDGE LLW DUAL BROWN (L) (0250021) (*NEW*)</td> <td>NEW</td> </tr> <tr> <td>011-4623</td> <td>1/BDL</td> <td>T020-139</td> <td>CAMBRIDGE LLW HEATHERWOOD (L) (*NEW*) (0250023)</td> <td>NEW</td> </tr> <tr> <td>011-4624</td> <td>1/BDL</td> <td>D020-130</td> <td>CAMBRIDGE LLW RIVIERA RED (L) (*NEW*) (0250133)</td> <td>NEW</td> </tr> </table>					011-4601	1/BDL	K020-135	CAMBRIDGE LLW AGED REDWOOD (L) (0250057) (*NEW*)	NEW	011-4602	1/BDL	A018-415	CAMBRIDGE 30 CASTLE GREY (56) (0250086)		011-4603	1/BDL	H020-137	CAMBRIDGE LLW CHARCOAL GREY (L) (0250068) (*NEW*)	NEW	011-4605	1/BDL	T020-139	CAMBRIDGE LLW DUAL BLACK (L) (0250002) (*NEW*)	NEW	011-4607	1/BDL	P020-131	CAMBRIDGE LLW DUAL GREY (L) (0250062) (*NEW*) (56)	NEW	011-4609	1/BDL	R020-133	CAMBRIDGE LLW EARTHTONE CEDAR (L) (0250029) (*NEW*)	NEW	011-4610	1/BDL	P018-414	CAMBRIDGE 30 FOREST GREEN (56) (0250049)		011-4611	1/BDL	J020-136	CAMBRIDGE LLW FOREST GREEN (L) (*NEW*) (0250049)	NEW	011-4613	1/BDL	G020-138	CAMBRIDGE LLW DRIFTWOOD (L) (0250033) (*NEW*)	NEW	011-4615	1/BDL	D020-130	CAMBRIDGE LLW HARVARD SLATE (L) (0250059) (*NEW*)	NEW	011-4619	1/BDL	D018-413	CAMBRIDGE 30 RIVIERA RED (56) (0250133)		011-4621	1/BDL	H020-137	CAMBRIDGE LLW WEATHERWOOD (L) (0250034) (*NEW*)	NEW	011-4622	1/BDL	G020-138	CAMBRIDGE LLW DUAL BROWN (L) (0250021) (*NEW*)	NEW	011-4623	1/BDL	T020-139	CAMBRIDGE LLW HEATHERWOOD (L) (*NEW*) (0250023)	NEW	011-4624	1/BDL	D020-130	CAMBRIDGE LLW RIVIERA RED (L) (*NEW*) (0250133)	NEW
011-4601	1/BDL	K020-135	CAMBRIDGE LLW AGED REDWOOD (L) (0250057) (*NEW*)	NEW																																																																												
011-4602	1/BDL	A018-415	CAMBRIDGE 30 CASTLE GREY (56) (0250086)																																																																													
011-4603	1/BDL	H020-137	CAMBRIDGE LLW CHARCOAL GREY (L) (0250068) (*NEW*)	NEW																																																																												
011-4605	1/BDL	T020-139	CAMBRIDGE LLW DUAL BLACK (L) (0250002) (*NEW*)	NEW																																																																												
011-4607	1/BDL	P020-131	CAMBRIDGE LLW DUAL GREY (L) (0250062) (*NEW*) (56)	NEW																																																																												
011-4609	1/BDL	R020-133	CAMBRIDGE LLW EARTHTONE CEDAR (L) (0250029) (*NEW*)	NEW																																																																												
011-4610	1/BDL	P018-414	CAMBRIDGE 30 FOREST GREEN (56) (0250049)																																																																													
011-4611	1/BDL	J020-136	CAMBRIDGE LLW FOREST GREEN (L) (*NEW*) (0250049)	NEW																																																																												
011-4613	1/BDL	G020-138	CAMBRIDGE LLW DRIFTWOOD (L) (0250033) (*NEW*)	NEW																																																																												
011-4615	1/BDL	D020-130	CAMBRIDGE LLW HARVARD SLATE (L) (0250059) (*NEW*)	NEW																																																																												
011-4619	1/BDL	D018-413	CAMBRIDGE 30 RIVIERA RED (56) (0250133)																																																																													
011-4621	1/BDL	H020-137	CAMBRIDGE LLW WEATHERWOOD (L) (0250034) (*NEW*)	NEW																																																																												
011-4622	1/BDL	G020-138	CAMBRIDGE LLW DUAL BROWN (L) (0250021) (*NEW*)	NEW																																																																												
011-4623	1/BDL	T020-139	CAMBRIDGE LLW HEATHERWOOD (L) (*NEW*) (0250023)	NEW																																																																												
011-4624	1/BDL	D020-130	CAMBRIDGE LLW RIVIERA RED (L) (*NEW*) (0250133)	NEW																																																																												
	IKO SHINGLES - MARATHON ULTRA <ul style="list-style-type: none"> • Traditional 3-tab design shingles are a perennial favorite due to their reliability and proven track record • Available in a wide range of colours and warranty lengths • Offer exceptional roofing value • Limited 30 year warranty • When used for hip & ridge the coverage is 29.532 lineal feet <table border="0" style="width: 100%;"> <tr> <td style="width: 15%;">011-4830</td> <td style="width: 10%;">1/BDL</td> <td style="width: 10%;">K019-428</td> <td style="width: 55%;">MARATHON ULTRA AR DUAL BLACK (4530002)*A (52)</td> <td style="width: 5%;"></td> </tr> <tr> <td>011-4832</td> <td>1/BDL</td> <td>H019-420</td> <td>MARATHON ULTRA AR WEATHERWOOD (4530034)*A (52)</td> <td></td> </tr> <tr> <td>011-4834</td> <td>1/BDL</td> <td>T019-422</td> <td>MARATHON ULTRA AR EARTHTONE CEDAR (4530029) *A (52)</td> <td></td> </tr> <tr> <td>011-4837</td> <td>1/BDL</td> <td>A019-425</td> <td>MARATHON ULTRA AR HARVARD SLATE 30 YR (A) (4530059) *NEW</td> <td>NEW</td> </tr> <tr> <td>011-4838</td> <td>1/BDL</td> <td>R019-426</td> <td>MARATHON ULTRA AR DUAL GREY (4530062)*A (52)</td> <td></td> </tr> <tr> <td>011-4842</td> <td>1/BDL</td> <td>G019-421</td> <td>MARATHON ULTRA AR AGED REDWOOD (4530057)*A (52)</td> <td></td> </tr> <tr> <td>011-4843</td> <td>1/BDL</td> <td>T019-422</td> <td>MARATHON ULTRA AR DRIFTWOOD 30 YEAR (A) (4530033) (*NEW)</td> <td>NEW</td> </tr> <tr> <td>011-4844</td> <td>1/BDL</td> <td>D019-423</td> <td>MARATHON ULTRA AR FOREST GREEN (4530049)*A (52)</td> <td></td> </tr> <tr> <td>011-4847</td> <td>1/BDL</td> <td>R019-426</td> <td>MARATHON ULTRA AR DUAL BROWN *A (4530021) (52)</td> <td></td> </tr> </table>					011-4830	1/BDL	K019-428	MARATHON ULTRA AR DUAL BLACK (4530002)*A (52)		011-4832	1/BDL	H019-420	MARATHON ULTRA AR WEATHERWOOD (4530034)*A (52)		011-4834	1/BDL	T019-422	MARATHON ULTRA AR EARTHTONE CEDAR (4530029) *A (52)		011-4837	1/BDL	A019-425	MARATHON ULTRA AR HARVARD SLATE 30 YR (A) (4530059) *NEW	NEW	011-4838	1/BDL	R019-426	MARATHON ULTRA AR DUAL GREY (4530062)*A (52)		011-4842	1/BDL	G019-421	MARATHON ULTRA AR AGED REDWOOD (4530057)*A (52)		011-4843	1/BDL	T019-422	MARATHON ULTRA AR DRIFTWOOD 30 YEAR (A) (4530033) (*NEW)	NEW	011-4844	1/BDL	D019-423	MARATHON ULTRA AR FOREST GREEN (4530049)*A (52)		011-4847	1/BDL	R019-426	MARATHON ULTRA AR DUAL BROWN *A (4530021) (52)																															
011-4830	1/BDL	K019-428	MARATHON ULTRA AR DUAL BLACK (4530002)*A (52)																																																																													
011-4832	1/BDL	H019-420	MARATHON ULTRA AR WEATHERWOOD (4530034)*A (52)																																																																													
011-4834	1/BDL	T019-422	MARATHON ULTRA AR EARTHTONE CEDAR (4530029) *A (52)																																																																													
011-4837	1/BDL	A019-425	MARATHON ULTRA AR HARVARD SLATE 30 YR (A) (4530059) *NEW	NEW																																																																												
011-4838	1/BDL	R019-426	MARATHON ULTRA AR DUAL GREY (4530062)*A (52)																																																																													
011-4842	1/BDL	G019-421	MARATHON ULTRA AR AGED REDWOOD (4530057)*A (52)																																																																													
011-4843	1/BDL	T019-422	MARATHON ULTRA AR DRIFTWOOD 30 YEAR (A) (4530033) (*NEW)	NEW																																																																												
011-4844	1/BDL	D019-423	MARATHON ULTRA AR FOREST GREEN (4530049)*A (52)																																																																													
011-4847	1/BDL	R019-426	MARATHON ULTRA AR DUAL BROWN *A (4530021) (52)																																																																													

	011-4848	1/BDL	L019-427		MARATHON ULTRA AR HEATHERWOOD *A (4530023)	
	011-4849	1/BDL	K019-428		MARATHON ULTRA AR RIVIERA RED *A (52) (4530133)	
	011-4855	1/BDL	A019-425		MARATHON ULTRA AR CHARCOAL GREY 30 YR (A) (4530068)	NEW
					(*NEW)	
	MALARKEY MINERAL SURFACE ROLLED ROOFING					
	• Organic asphalt composition granulated surface					
	011-4822	1/RL	D041-072	30 / 4%	MINERAL SURFACE SILVERWOOD #350-SBS (306-00129)	
	011-4824	1/RL	A041-074	30 / 4%	MINERAL SURFACE ROLL BLACK #350-SBS (306-00126)	
	011-4826	1/RL	L041-076	30 / 4%	MINERAL SURFACE RAINFOREST #350SBS (306-00135) GREEN	
	011-4827	1/RL	K041-077	30 / 4%	MINERAL SURFACE RED	
	011-4828	1/RL	J041-078	30 / 4%	MINERAL SURFACE SIENNA BLEND #350SBS (306-00128)	
NO.2 DRY SHEATHING						
	011-4456	1/RL	H011-945	75 / 5%	DRY KRAFT BUILDING PAPER 40" (BU1500) 40X500SF	
	011-4457	1/RL	G011-946		#2 DRY SHEATHING 36" X 400SF (BU1625)	NEW
PERFORATED FELT # 15						
	011-4458	1/RL	H025-288	20 / 5%	HAL-FE0100 #15 PERFORATED FELT (36X432SF) (20)	
RED RIPPER TOOLS						
<ul style="list-style-type: none"> • Red Ripper tear off tools are ergonomically designed to reduce tear off times by 30% • Red Ripper tools have patented "Y" shaped teeth and deflecting fins to pry nails and staples simultaneously • Red Ripper tools have been designed and tested by the roofing trade 						
	037-6500	1/EA	A039-751	6 / 7%	RRD RED RIPPER D-GRIP HANDLE 42"	NEW
	037-6502	1/EA	L039-753	6 / 7%	RRL RED RIPPER LONG HANDLE 48"	NEW
	037-6504	1/EA	D036-257	3 / 7%	RRS RED RIPPER SHORT HANDLE 24"	NEW

	<p>037-6506 1/EA L032-389 6 / 7% RRLRED LITTLE RED RIPPER 24" W/STEEL HANDLE NEW</p>
RIDGE ROLLS	
	<p>037-5047 1/EA K050-562 6025BL BLACK RIDGE ROLL 14" X 25' 5/8" THICK BLACK NEW</p>
	<p>037-5048 1/EA D052-734 60RVA20MET RIDGE ROLL 20' X 11.5"</p>
	<p>ROOF RIDER ROOFING BRACKET <ul style="list-style-type: none"> • Metal components held together with rivet and weld • Scratch-resistant powder coat finish <p>036-1196 1/EA R107-990 6500 ROOFING BRACKET ACQ COMPLIANCE</p> </p>
	<p>SHAKE FELT (TRUCKLOAD PRICING & QUOTES AVAILABLE) Uses: <ul style="list-style-type: none"> • Roofing - under cedar shingles and shakes. <p>011-4486 1/RL A012-893 50 / 5% #15 SHAKE FELT 18" 216SF (50) FE1210</p> </p>
	<p>SILL SEAL GASKET</p> <p>018-6424 10/EA L102-312 3/16"X3.5"X50' SILL GASKET (10)</p> <p>018-6426 10/EA G403-315 3/16"X5.5"X50' SILL GASKET (10)</p>
	<p>TUFTEX POLYCARBONATE PANELS ACTUAL WIDTH: 26" COVERS: 24" WITH OVERLAP</p> <ul style="list-style-type: none"> • The strongest building panel you can buy • Virtually unbreakable polycarbonate • 20x's stronger than 5oz. fiberglass panels • Perfect for extreme temperatures 270d F to -40d F • 100% UV Protection and hail resistant • Best snow load capacity • Super strong yet flexible and easy to work with • Lifetime limited warranty • Non flammable and non conductive • 5 EASY STEPS! <p>1-Determine Dimensions, 2- Cut & nail support structure, 3- Pre-drill tuftex panels, 4- Nail panels in place, 5- Sit Back, Relax & Enjoy!</p> <ul style="list-style-type: none"> • Cutting: cut single panels of Tuftex with a utility knife or a pair of snips. Multiple panels can be cut using a circular saw with a plywood blade reversed or a fine tooth handsaw.



- Side and end laps should be sealed with a silicone sealant. Panels should overlap by one corrugation.
- Dont forget proper fasteners and closures
- www.tuftexpanels.com

019-5010	10/EA	P023-071	24"X8' CLEAR POLYCARBONATE (14181)
019-5012	10/EA	R023-073	24"X8' SMOKE POLYCARBONATE (14191)
019-5013	10/EA	L028-855	24"X10' CLEAR POLYCARBONATE (14182)
019-5014	10/EA	H034-582	24"X12' CLEAR POLYCARBONATE (14183)
019-5016	10/EA	T034-584	24"X12' SMOKE POLYCARBONATE (14193)

TUFTEX SEACOASTER PANELS ACUTAL WIDTH: 26" COVERS: 24" WITH OVERLAP

- Round wave style panel
- 10x's stronger than 5oz. fiberglass panels
- Weather resistant specially formulated to resist UV rays and surface temperatures of up to 150 degrees F on opaque colours and 125 degrees F on translucent colours
- Great for climates with wind and snow
- Non flammable and non conductive
- 5 EASY STEPS!
1- Determine Dimensions, 2- Cut & nail support structure, 3- Pre-drill tuftex panels, 4- Nail panels in place, 5- Sit back, relax & enjoy!
- Cutting: cut single panels of Tuftex with a utility knife or a pair of snips. Multiple panels can be cut using a circular saw with a plywood blade reversed or a fine tooth handsaw.
- Side and end laps should be sealed with a silicone sealant. Panels should overlap by one corrugation.
- Dont forget proper fasteners and closures
- www.tuftexpanels.com



019-5002	10/EA	D012-622	24"X8' WHITE TUFTEX SEACOASTER (12011) OPAQUE
019-5004	10/EA	A012-624	24"X8' CLEAR TUFTEX SEACOASTER (12143)
019-5005	10/EA	T015-707	24"X10' CLR TUFTEX SEACOASTER (12142)
019-5006	10/EA	J018-936	24"X12'WHITE TUFTEX SEACOASTER (12013) OPAQUE
019-5008	10/EA	G018-938	24"X12'CLEAR TUFTEX SEACOASTER (12141)

Insulation,Polystyrene,Foamular

FIBERGLASS PINK INSULATION (TRUCKLOAD PRICING & QUOTES AVAILABLE)



010-1012 5/BAG R028-810 R28/16 FBGLS INS(53.3 SQFT) (433183) SPACESAVER



010-1014 5/BAG K043-244 R28/24 FBGLS INS (80 SQ FT) (433184) SPACESAVER



010-1019 6/BAG J021-933 R12/15 FBGL INSUL.88.10 SQFT (139782)



010-1020 6/EA D027-504 R12/16 STEEL STUD FIBERGLASS 106.7 SQ FT

NEW



010-1021 6/BAG H020-092 R20/15 FBGL INSUL. 49SQFT (139788)



010-1026 4/BAG J047-027 R14/23 FBGLS (120.1 SQ FT) SPACESAVER (436536)



010-1028 6/EA A029-256 R22/15 FBG.INSUL (49.0SQFT) (446041) SPACESAVER



010-1030 4/EA K044-838 R22/23 FBG. INSUL (75.1SQFT) (446043) SPACESAVER



010-1031 6/BAG L033-636 R12/23 FBGL INSUL 135.1 SQFT (539948)



010-1033 6/BAG D030-781 R20/23 FBGLS INSUL 75.1 SQFT (539339)



010-1044 5/EA A025-878 R40/16 FBG. INSUL (32.0SQFT) (459122) SPACESAVER

010-1046 5/EA D038-817 R40/24 FBG. INSUL (48.0SQFT) (459183) SPACESAVER



010-1047 6/EA T027-389 15" QUIETZONE INSULATION 110SF (15X48X3 1/2")



010-1049 4/EA R048-595 23" QUIETZONE INSULATION 195.2 SQ FT (23X47X3 1/2")



FIBERGLASS PINK INSULATION - SINGLE BATT

010-1056 1/EA H306-681 MULTI-PURPOSE 16"X48"X2" INSULATION (456458)



FIBERGLASS SPACESAVER INSULATION

- 10 % more square footage of material in the same floor space
- 25 % less plastic waste at jobsites
- Easier handling and less freight cost
- Less storage space, more stackability and more product per square footage

010-1024 5/BAG D030-668 R14/15 FBGLS (78.3 SQ FT) (428193) SPACESAVER

FOAMULAR RIGID INSULATION (TRUCKLOAD PRICING & QUOTES AVAILABLE)



018-6454 24/EA K011-202 FOAMULAR'300' 1X24X96 BUTT EDG



018-6456 16/EA H016-805 FOAMULAR'300' 1.5X24X96 SHIPLP

018-6458 12/EA P022-409 FOAMULAR'300' 2X24X96 SHIPLAP



018-6460 9/EA J028-004 FOAMULAR'300' 2.5X24X96 SHIPLP



018-6466 24/EA J010-417 FOAMULAR'200' 1X24X96 BUTT EDG



018-6468 16/EA G015-616 FOAMULAR'200' 1.5X24X96 SHIPLP



018-6470 12/EA P020-816 1 /10% FOAMULAR'200' 2X24X96 SHIPLAP



018-6472 9/EA R025-576 FOAMULAR'200' 2.5X24X96 SHIPLP










PINK RAFT-R-MATE 22.5"X48"X2" ATTIC VENT

010-1058 75/EA T801-622 1 /17% PINK RAFT-R-MATE 22.5"X48"X2" ATTIC VENT (510266)



PLASTISPAN ATTIC VENT/POLYSTYRENE INSULATION STOP

- Designed for easy installation to the underside of the roof sheathing at the ceiling line to assure air flow from the soffit space into the attic.
- The ventilated space is best if divided equally between eave vent and ridge or gable and louver vents
- Plastispan attic vents provide 16 square inches of free area per vent

	018-6418	20/EA	R370-470	12"X48"STYROFOAM INSULATION STOPS (ATTIC VENT)	
	POLYSTYRENE "PLASTI-SPAN" INSULATION (TRUCKLOAD PRICING & QUOTES AVAILABLE)				
	018-6406	10/EA	D020-826	4'X8'X3" TYP2 EXP POLSTYR R12 (TYPE 2)	
	018-6410	40/EA	K605-051	4'X8' 3/4" EXP POLYSTYRENE (TYPE 1)	
	018-6412	18/EA	R903-376	2'X8' 1" EXP POLYSTYRENE (TYPE 1)	
	018-6414	12/EA	T805-055	2'X8' 1.5" EXP POLYSTYRENE (TYPE 1)	
	018-6416	9/EA	R806-744	2'X8' 2" EXP POLYSTYRENE (TYPE 1)	
	ROXUL COMFORTBATT THERMAL HOME INSULATION				
	<ul style="list-style-type: none"> • High R-value • Superior fit prevents heat loss • Moisture Resistant • Fire Resistant 				
	010-1060	3/EA	D025-630	R14/15 ROXUL COMFORTBATT 415001	
	010-1062	3/EA	A025-834	R14/23 ROXUL COMFORTBATT 415002	
	010-1064	3/EA	J026-376	R22/15 ROXUL COMFORTBATT 423001	
	010-1066	3/EA	L024-837	R22/23 ROXUL COMFORTBATT 423002	
	010-1073	3/EA	A024-633	R28/15 ROXUL COMFORTBATT 15" 29.9 SF (430003)	NEW

	010-1074	3/EA	K025-130	R28/23 ROXUL COMFORTBATT 30.7 SF (430002)	NEW
	ROXUL SAFE'N'SOUND NOISE & FIRE PROTECTION 59.7 SF				
	010-1068	3/EA	L028-912	SAFE'N'SOUND WOOD 15" 59.7 SF 250001	
	ROXUL SAFE'N'SOUND NOISE & FIRE PROTECTION 60.1 SF				
	010-1070	3/EA	H028-915	SAFE'N'SOUND WOOD 23" 60.1 SF 250002	
	WEATHERSHIELD ATTIC BLOWN INSULATION CMHC EVALUATED - CGSB CERTIFIED				
	<ul style="list-style-type: none"> • Actual coverage of Weathershield insulation is influenced by job conditions and installation technique • The blown thickness (thickness at time of application) should be up to 12% greater than the minimum thickness required 				
	010-1080	1/BAG	A010-503	WEATHERSHIELD ATTIC INSULATION 16.4 CU/FT	

Polyethylene, Housewrap

BLACK POLYFILM - LAYFIELD GREAT FOR WEED PROTECTION!					
<ul style="list-style-type: none"> • Light: Paint Drop Sheets, Ceiling Stippler Film, Paint Covers, Furniture Covers. • Medium: Equipment Covers, temporary windows, Firewood Covers, Concrete Covers, Rain Protection and Hoarding • Heavy: Temporary Windows, Winter Hoarding, Equipment Covers, Firewood Covers, Concrete Covers, Weed Protection (underdecks, under paving stones, flower bed dressing), Garden Hot House, Rain Protection. 					
	011-5421	1/RL	T011-071	104 / 3%	MEDIUM 10' X 100' BLACK 1000' (260121004)
	011-5461	1/RL	T019-668	67 / 3%	MEDIUM 20' X 100' BLACK 2000' (260201004)
	011-5621	1/RL	K014-614	104 / 3%	HEAVY 10' X 100' BLACK 1000' (260121006)



011-5631 1/RL D026-437 53 / 3% HEAVY 20' X 100' CLEAR 2000' (250201006)



011-5641 1/RL P026-012 53 / 3% HEAVY 20' X 100' BLACK 2000' (260201006)



CGSB POLYFILM - LAYFIELD

- Certified to CAN/CSGB 51.34-M86
- Used to control the diffusion of water vapour in building construction
- Suitable for use in a variety of applications in above-grade building construction, the interior of below grade building construction, under slabs, ground cover and numerous other applications such as foundation damp proofing, crawl space damp proofing, sill poly, plate poly and eave protection poly.



011-5691	1/RL	D018-536	74 / 3%	6MIL 102"X59' CLEAR CGSB 500' (240105906)
011-5697	1/RL	D050-286	39 / 3%	6MIL 102"X177' CLEAR CGSB1500' (240101706)
011-5698	1/RL	H018-757	84 / 3%	6MIL 16"X375' CLEAR CGSB 500' (240163706)
011-5701	1/RL	P033-509	53 / 3%	6MIL 102"X118' CLR CGSB 1000' (240101106)
011-5703	1/RL	R033-501	53 / 3%	6MIL 10'X100' CLEAR CGSB 1000' (240121006)
011-5705	1/RL	R067-002	28 / 3%	6MIL 20'X100' CLEAR CGSB 2000' (240201006)
011-5713	1/RL	0136-033	14 / 3%	10MIL 20'X100' CLR CGSB 2000' (240201010)

CLEAR POLYFILM - LAYFIELD

- Light: Paint Drop Sheets, Ceiling Stippler Film, Paint Covers, Furniture Covers.
- Medium: Equipment Covers, temporary windows, Firewood Covers, Concrete Covers, Rain Protection and Hoarding
- Heavy: Temporary Windows, Winter Hoarding, Equipment Covers, Firewood Covers, Concrete Covers, Weed Protection (underdecks, under paving stones, flower bed dressing), Garden Hot House, Rain Protection.



011-5202	1/RL	G106-356	150 / 3%	UTILITY 102"X177' CLEAR 1500' (250101701)
011-5211	1/RL	L904-398	175 / 3%	LIGHT 102"X59' CLEAR 500' (250105902)
011-5221	1/RL	K409-226	127 / 3%	LIGHT 102"X177' CLEAR 1500' (250101702)
011-5231	1/RL	G010-756	127 / 3%	LIGHT 10'X150' CLEAR 1500' (250121502)
011-5296	1/RL	P606-517	130 / 3%	MEDIUM 102" X 59' CLEAR 500' (250105904)
011-5411	1/RL	G011-070	104 / 3%	MEDIUM 10' X 100' CLEAR 1000' (250121004)(104)
011-5451	1/RL	J018-981	67 / 3%	MEDIUM 20' X 100' CLEAR 2000' (250201004)
011-5609	1/RL	R010-403	100 / 3%	HEAVY 102" X 59' CLEAR 500' (250105906)
011-5611	1/RL	L014-523	104 / 3%	HEAVY 10' X 100' CLEAR 1000' (250121006)
011-5623	1/RL	H019-903	68 / 3%	HEAVY 12' X 100' CLEAR 1200' (250141006)








HOUSE WRAP - AIR-GARD

- A coated polyolefin woven sheet form that breathes for ultra violet resistance, puncture resistance, and allows see-thru application.



018-1904 1/RL J069-654 9'6" X 100' HOUSEWRAP PLAIN AG100 (40) AIR-GARD








HOUSE WRAP SHEATHING TAPE


- 60mm x 66m Red oriented polypropylene with specially formulated permanent acrylic adhesive. Recommended for


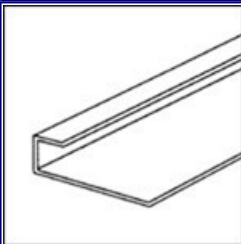


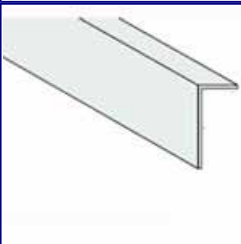


	sealing seams on TYVEK housewrap providing a continuous barrier against air infiltration. Apply to corners, sheathing joints, flashings, header areas, sill plates and other areas where air might be able to filter through.
	011-5750 1/RL T105-189 20 / 5% 20502 60MMX66M SHEATHING TAPE 20/TUCK TAPE
	HOUSEWRAP - IRLY AIR-LOCK
	018-1906 1/RL J078-576 40 / 3% 10' X 95' IRLY AIR-LOCK HOUSE IRLY LOGO AL10X95PL (40)
	018-1908 1/RL A075-249 40 / 3% 10' X 95' AIR-LOCK HOUSEWRAP AL10X95 AIR-LOCK LOGO NEW
	POLY TUBING
	011-5720 1/RL L099-315 1 /23% 12" X 1302' 4MIL POLY TUBING DISPENSER MOULDING (43612NN40)
	RAINSCREEN
	013-9252 720/EA P650-973 1/2"X1-1/4" PLY CCA RAINSCREEN
	013-9256 480/EA H501-361 3/4"X1 1/4" PLY CCA RAINSCREEN
	RAINSCREEN - BUGSCREEN
	037-2400 10/EA D903-621 RAINSCREEN-BUGSCREEN 1X1/2X1/4 10' 106-0951 NEW


Gypsum and Accessories

	CEMENT BOARD TAPE 2"
	058-5400 1/EA A804-497 24 / 9% FDW6961-U FIBATAPE 2" X 50' CEMENT BOARD TAPE GREY NEW
	058-5404 1/EA J709-452 24 / 7% FDW6191-A FIBATAPE 2" X 150' CEMENT BOARD TAPE GREY NEW
	DENS-SHEILD GYPSUM TILE BACKER (TRUCKLOAD PRICING & QUOTES AVAILABLE) <ul style="list-style-type: none"> • For interior floor,walls,ceilings and countertops. • Provides ideal substrate for permanent tile installation. Vapor retardant surface coating. • Patented silicone-treated core for moisture protection. Easy to cut,snap and fasten.
	018-6342 25/EA D010-163 1 / 2% 32"X5'X1/2" DENSSHIELD TILE BACKER
	018-6346 27/EA A024-396 1 / 3% 48"X8'X1/2" DENSSHIELD TILE BACKER
	DRYWALL TAPE - FLEXIBLE CORNER TAPE

	<p>058-5426 1/EA L306-992 12 / 7% FDW7739-U FLEXIBLE POLYMER CORNER TAPE 2-1/2" X 25' WHITE NEW</p>
	<p>DRYWALL TAPE - MOLD RESISTANT</p> <p>058-5410 1/EA K405-837 12 / 7% FDW8210-U FIBATAPE 1-7/8"X300' MOLD-X10 MOLD RESISTANT TAPE NEW</p>
	<p>FIBAFUSE TAPE - PAPERLESS</p> <p>058-5376 1/EA R803-242 20 / 9% FDW8201-U FIBAFUSE TAPE 2-1/16 X 250' PAPERLESS NEW</p>
	<p>GYPSUM - FIBEROCK AQUA-TOUGH</p> <p>018-6364 30/EA D023-182 4'X8'X1/2" FIBEROCK AQUA-TOUGH T.E. INTERIOR PANEL (060099)</p>
	<p>GYPSUM - HUMITEK PANELS</p> <p>018-6322 2/EA J014-019 50 / 5% 4X8X1/2" HUMITEK MOULD RESIST PANELS (149562) NEW</p>
	<p>GYPSUM CEILING BOARDS (TRUCKLOAD PRICING & QUOTES AVAILABLE)</p> <ul style="list-style-type: none"> Control density ceiling board is an all new type of gypsum board. The result is a 1/2" ceiling board that has proven to be better than 5/8" regular and equal to 5/8" Type X in all critical sag tests under wet, slow drying conditions. Specifically designed for application on ceilings. <p>018-6324 50/EA J808-699 4X8 1/2" CD CEILING BOARD (50)</p> <p>018-6325 50/EA P010-861 4X10 1/2" CD CEILING BOARD (50)</p> <p>018-6326 50/EA G013-034 4X12 1/2" CD CEILING BOARD (50)</p> <p>018-6328 50/EA L015-207 4X14 1/2" CD CEILING BOARD (50)</p>
	<p>GYPSUM FLEX (TRUCKLOAD PRICING & QUOTES AVAILABLE)</p> <ul style="list-style-type: none"> For neat smooth walls that are ready for paint or wallpaper. They are tapered on the face side to allow for the application of wallboard joint compound & tape <p>018-6300 12/EA A509-650 4X8X1/4" FLEX GYPSUM</p>
	<p>GYPSUM MOLD RESISTANT</p> <ul style="list-style-type: none"> PAPERLESS GYPSUM PANEL WITH A GLASS MAT FACING MOISTURE RESISTANT GYPSUM CORE MOLD RESISTANT AND SUPERIOR TO AQUABOARD THIS BOARD SCORED A 10 THE HIGHEST LEVEL OF PERFORMANCE FOR MOULD RESISTANCE UNDER THE ASTM D

	018-6360	50/EA	D015-348		4'X8'X1/2" DENSARMOR PLUS	
GYPSUM WALLBOARD (TRUCKLOAD PRICING & QUOTES AVAILABLE)						
• For neat smooth walls that are ready for paint or wallpaper. They are tapered on the face side to allow for the application of wallboard joint compound and tape.						
	018-6301	50/EA	P908-054		4X8X1/2" ULTRALIGHT GYPSUM	NEW
	018-6302	50/EA	L014-084		54"X12'X1/2" GYPSUM WALLBRD(50)	
	018-6303	50/EA	T206-380		4X8X1/2" GYPSUM WALLBOARD (50)	
	018-6304	50/EA	A207-179		4X9X1/2" GYPSUM WALLBOARD(50)	
	018-6305	50/EA	R107-978		4X10X1/2" GYPSUM WALLBOARD (50)	
	018-6307	50/EA	T109-578		4X12X1/2" GYPSUM WALLBOARD (50)	
	018-6308	50/EA	L011-942		4X14X1/2" GYPSUM WALLBOARD (50)	
	018-6313	10/EA	L408-260	80 / 5%	4X8X3/8" GYPSUM WALLBOARD	
GYPSUM WALLBOARD - AQUAGUARD (TRUCKLOAD PRICING & QUOTES AVAILABLE)						
• Water resistant						
• For neat smooth walls that are ready for paint or wallpaper. They are tapered on the face side to allow for the application of joint compound and tape						
	018-6320	2/EA	J010-507	50 / 5%	4X8X1/2" MOISTURE REST GYPSUM AQUABOARD	
GYPSUM WALLBOARD - FIREGUARD (TRUCKLOAD PRICING & QUOTES AVAILABLE)						
• For neat smooth walls that are ready for paint or wallpaper. They are tapered on the face side to allow for the application of wallboard joint compound&tape						
	018-6311	40/EA	L609-517		4X8X5/8" FIRECODE GYPSUM (40)	
	018-6315	40/EA	A011-883		4X10X5/8" FIRECODE GYPSUM (40)	
	018-6317	40/EA	D014-260		4X12X5/8" FIRECODE GYPSUM (40)	
HOLE & CRACK REPAIR KIT ALL-IN-ONE						
	058-5416	1/EA	T609-039	8 / 7%	FDW8448-U HOLE & CRACK REPAIR KIT ALL-IN-ONE	NEW
JOINT TAPE						
• Manufactured under an exclusive process. It is pre creased for easy folding when working angles.						
• Perforated to allow air to escape. Helps minimize blisters and speeds drying.						
	016-4040	10/EA	J804-288		SPARK TAPE 500' (330057) 10/CTN	
	016-4042	20/EA	L902-198		SPARK TAPE 250' (330059) 20/CTN	
JOINT TAPE - SELF-ADHESIVE						
Features:						
• Quick and easy joint taping.						
• Strong reinforcement.						
• Eliminates pre-pasting.						
• Will not blister or bubble.						
	058-5368	1/EA	G805-908	18 / 7%	FDW6192-A FIBATAPE 3" X 50' CEMENT BOARD TAPE GREY	
	058-5370	1/EA	K102-212	24 / 9%	FDW6749-U FIBATAPE 48MM X 65' GLASS MESH JOINT TAPE WHITE	NEW
	058-5371	1/EA	G103-090	12 / 9%	FDW6757-U FIBATAPE 48MM X 150' GLASS MESH JOINT TAPE WHITE	
	058-5372	1/RL	R805-475	12 / 9%	FDW3753-U FIBATAPE 48MM X 300' GLASS MESH JOINT TAPE WHITE	

	058-5374	1/RL	P408-548	12 / 7%	FDW6756-U FIBATAPE 48MM X 500' GLASS MESH JOINT TAPE WHITE
	METAL CORNER BEAD <ul style="list-style-type: none"> • Drywall corners are used to protect external corners of gypsum wallboard. • Roll formed from 30 gauge,wipe coat,galvanized steel. 				
	016-4228	50/EA	G802-608		CORNER BEAD 30GA 1 1/4X10' METAL
	016-4232	50/EA	R702-085		CORNER BEAD 30GA 1 1/4X8' (42040) METAL
	016-4236	50/EA	K801-820		CORNER BEAD 30GA 1 1/4 X7'(50) METAL
	016-4244	50/EA	L801-997		CORNER BEAD 30GA 1 1/8 X 8'(50) METAL
	METAL J BEAD CHANNEL EDGE <ul style="list-style-type: none"> • Designed for edge trim of door,bifold doors, windows,vallances and wallboard abutting material. • Roll formed from 28 gauge,wipe coat,galvanized steel. 				
	016-4200	50/EA	G502-361		CHANNEL EDGE "J" 1/2" X 10'
	016-4204	50/EA	D301-892		CHANNEL EDGE "J" 1/2" X 8' (50)
	016-4210	50/EA	H101-967		CHANNEL EDGE 28GA 5/8 X 8'(50) (J-TRIM) METAL
	RAM TAPE 3" X 164'				
	011-4463	1/EA	H507-994		RAM TAPE 3"X164' RAM TAPE NEW
	RESILIENT CHANNEL - SOUNDBAR <ul style="list-style-type: none"> • 1/2" x 12' Metal Channel used to mount Drywall to and reduce the noise transfer. • Resilient metal channels can be inserted between one of the drywall walls and the studwork. The channel acts as a shock absorber, greatly reducing vibrations coming from either side of the wall from passing through the wall. 				
	016-3028	20/EA	G102-956		1/2" RES CHANNEL(SOUNDBAR) 12' (25GA)
	STEEL ANGLE EDGE <ul style="list-style-type: none"> • Provides protection and near finished edges for wallboard panels at window,doorjambs and intersections of other abutting materials. • Roll formed from 28 gauge,wipe coat,galvanized steel. 				
	016-4216	25/EA	K902-098		ANGLE EDGE 28GA 1/2 X 8' (25) (L-EDGE) METAL
	016-4218	50/EA	K901-932		ANGLE TRIM 5/8" X 7' (50) (L-EDGE) METAL
SYNKO CAPS AND CORNER DRYWALL MOULDINGS					
	016-4098	1/EA	R801-086		CORNERCAP 2WAY INNER BULLNOSE (280070) #285 3/4"
	016-4099	1/EA	L101-201		CORNER CAP 3WAY OUTER BULLNOSE (284970) #385 3/4"



016-4100 10/EA J801-999 PLACOR TRANSITION CAP #8590 (280100) 3/4"

SYNKO FLEXIBLE CORNER BEAD

- B-1 splay can be opened to any angle. Two 1/2" strips of galvanized metal split down the center, makes the product rigid and yet flexible, to help conceal irregularities in subframing materials.
- For any thickness of wallboard.



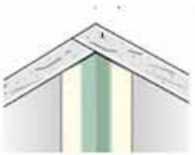
016-4224 1/RL L807-508 PROFLEX TAPEON FLEX COR 25'(24 288790)



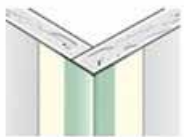
016-4226 1/RL A015-047 PROFLEX TAPEON FLEX CR 100'(10 285870 (PAGE 5))

SYNKO GYPROC CORNER ANGLE 90' INNER/OUTER

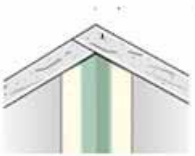
- B2 INNER CORNER (Concealed metal) Designed to give true inner corner. Galvanized metal is laminated to paper tape for improved adhesion.
- B1W OUTER CORNER (Concealed metal) Galvanized metal corner laminated to exposed paper tape offers and excellent bond for joint cement and paint. Works for any thickness of wallboard.



016-4106 50/EA L802-020 INSIDE COR 90 DEG 8' (B2) 3/8" 287910 PAPERFACE



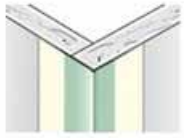
016-4108 50/EA J802-022 PRO BEAD O/C 8' XW 13/16" B1XW (285720) PAPER BEAD



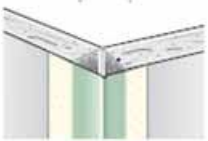
016-4109 50/EA H602-528 PRO BEAD O/C 10' XW 13/16" B1XW (285720) PAPER BEAD

NEW

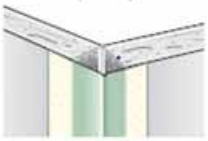
016-4110 50/EA H901-765 PRO BEAD O/C 7' XW 13/16" B1XW 285720 PAPER BEAD


SYNKO OFF-SET LAMINATED DRYWALL CORNERS

- Have an obtuse metal angle laminated to a paper tape for easy installation with drywall joint cement
- Paper tape is specially treated for absolute adhesion
- Provides precision corner alignment without nailing
- Corners remain permanently intact and are not affected by shrinkage or framing materials



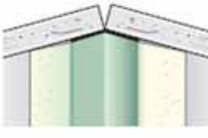
016-4120 50/EA D402-026 PRO BEAD O/C 8' (B1 OFFSET) (285650) PAPER BEAD 3/4" PG5



016-4121 50/EA P802-522 PRO BEAD O/C 10' (B1 OFFSET) 285650 PAPER BEAD



016-4122 50/EA A602-028 PRO BEAD I/C 8' B2 OFFSET 5/8" (287920) PAPERBEAD



016-4123 50/EA R202-524 PRO BEAD I/C 10' B2 OFFSET 5/8" (287920) PAPERBEAD

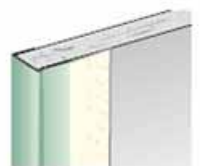

SYNKO PROBEAD CORNER BEAD OUTER CORNER

- Metal corner bead overlaid with tape.
- Professional line.
- Right angle, clear nose coating, equal metal on both sides features larger holes for better adhesion.

016-4112 50/EA P502-027 PRO BEAD O/C 8' 11/16"X11/16" (B1W EL) (680051) PAPER

016-4114 50/EA R202-524 PRO BEAD O/C 10' 11/16"X11/16" (B1W EL) (680051) PAPER

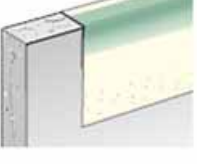

016-4116 50/EA R501-761 PRO BEAD O/C 7' 11/16"X11/16" (B1W EL) (680051) PAPER


SYNKO PROCHANNEL J BEAD

016-4126 25/EA J802-022 288000 (B9) J TRIM 1/2" X 7' PAPERFACED

016-4128 25/EA G502-316 288000 (B9) J TRIM 1/2" X 8' PAPERFACED

SYNKO SOFTLINE BULLNOSE AND "L" DRYWALL MOULDINGS

	016-4101	50/EA	P403-093		BULLNOSE SOFTLINE SLOC O/C 9' 3/4" (285700)
	016-4102	50/EA	D102-745		BULLNOSE SOFTLINE SLOC O/C 8' 3/4" RADIUS (285700) PAPER
	016-4103	50/EA	R803-433		BULLNOSE SOFTLINE SLOC O/C 10' 3/4" RADIUS (285700) PAPER
	016-4104	50/EA	L103-434		BULLNOSE SOFTLINE I/C 8' 3/4" RADIUS (288060) PAPER
	016-4124	50/EA	L802-233		L TRIM (B4) 1/2" X 8' TAPE ON (287940) PAPERFACED
	WALL REPAIR - CRACKSTOP				
	<ul style="list-style-type: none"> Prevents persistent cracks from reappearing. Used on exterior and interior walls and ceilings. May also be used on roofs, gutters and mobile homes. ROLL SIZE: (6X) 15cm x 6m (23X) 15cm x 23m 				
	058-5270	1/RL	H803-864	12 / 9%	FDW6565-U CRACKSTOP 6" X 20' WALL REPAIR FABRICE WHITE
	058-5274	1/RL	T707-918	12 / 7%	FDW6568-U FIBATAPE 6" X 75' GLASS MESH WALL REPAIR FABRIC
	WALL REPAIR - GLASS MESH TAPE				
	<ul style="list-style-type: none"> Self adhesive, seal without pasting or stapling. Glass mesh, stronger than paper tape. No shrinking, stretching or bubbling. Ready for plastering as soon as its applied. ROLL SIZE: 2" x 65' 				
	058-5360	1/EA	J803-964	18 / 9%	FDW6561-U MULTI-PURPOSE WALL REPAIR TAPE 1-7/8" X 65' WHITE
	WALL REPAIR BANDAGE ISOTROPIC WALL REPAIR PATCH				
	<p>Features:</p> <ul style="list-style-type: none"> Easy peel 'n stick application. Dual layer glass mesh. Each patch repairs holes up to 12cm wide. <p>CRACK REPAIR KIT</p> <ul style="list-style-type: none"> repairs cracks up to 4' long 				

- contains 4' of 3" wide self-adhesive fiberglass tape, triple edge compound spreader, 2 pouches of pre-mixed wall patch compound & wet 'n dry sanding pad
- EXTRA WIDE CRACKSTOP**
- for interior & exterior applications
 - tough fiberglass reinforcement
 - use with any wall repair or joint compound
 - self-adhesive



058-5366 1/EA D602-240 24 /12% FDW6570-U WALL BANDAGE 7" X 7" MESH HOLE REPAIR PATCH 2PKG



058-5388 1/EA L037-047 6 /5% FDW6845-U SUPER CRACKSTOP EXTRA WIDE REPAIR FABRIC



058-5394 1/EA P802-386 24 /12% FDW6836-U SELF-ADHESIVE PERF ALUMINUM WALL & CEILING PATCH



058-5396 1/EA R602-962 24 /12% FDW6838-U SELF-ADHESIVE PERF ALUMINUM WALL & CEILING REPAIR

Gypsum Fillers

CGC DUST CONTROL DRYWALL COMPOUND -DUST FALLS STRAIGHT TO THE FLOOR



- Less airborne dust for faster cleanup
- Lightweight formula weighs up to 15% less than conventional weight compounds
- Easy working and sanding; dust binds together and falls to the ground (aluminum oxide paper recommended to prevent clogging)
- Low shrinkage, excellent bond
- Smooth application, long working time
- Formulated to obtain the smoothest finished joints
- Truly all purpose for taping, filling & finishing
- Conforms to ASTM C475 Standards







016-4065 1/PL R019-875 48 /5% SYNKO DUST CONTROL 13.5L PAIL (331351)_FREEZABLE

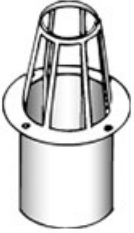

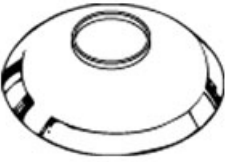


016-4069 1/PL K208-902 144 /5% SYNKO DUST CONTROL 3.6L PAIL (330361) FREEZABLE

	
	<p>SYNKO CLASSIC FINISH</p> <ul style="list-style-type: none"> • Formulated for superior sandability and a smooth, tight finish • Good workability <p>016-4085 1/EA T016-458 75 / 5% SYNKO CLASSIC FINISH 17 L CARTON (332037) RED FREEZABLE</p>
	<p>SYNKO FAST-SET DRYWALL FILLER</p> <ul style="list-style-type: none"> • A chemically setting drywall filler which may be used to fill deep voids in almost any interior wall surface. This drywall filler is used when speed of construction is essential and heat is limited. • Stock must be rotated in at least 60 days. • Sets hard in 45 to 90 minutes. • An asbestos free, dry powder - just add water. <p>016-4033 1/EA D010-916 FAST-SET 7.5 KG GREEN SYNKO 330023</p>
	<p>SYNKO LITE FINISH 18L CONTAINER</p> <p>016-4095 1/PL L023-119 SYNKO LITE FINISH 18 L PAIL (332009) PAGE 2</p>
	<p>SYNKO LITE FINISH DRYWALL TOPPING COMPOUND</p> <ul style="list-style-type: none"> • 30% lighter than standard weight products providing the same coverage. • Provides improved spreadability, very low shrinkage easy sanding, smoother consistency, greater stability and a smoother finish on interior drywall surfaces. • May also be used to fill and finish nail heads, screw heads and Synko or Beadex trims. <p>016-4082 1/EA J016-523 75 / 5% SYNKO LITE FINISH 15.5 L CARTON (332015) (GREEN)</p>
	<p>SYNKO LITE JOINT CEMENT</p> <ul style="list-style-type: none"> • Lite joint cement is designed for embedding tapes only. • It provides a superior bond between drywall tape and all types of wallboard. • 30% lighter than standard weight products. • Lighter weight means easier spreading, less shrinkage than with other joint compounds, easier clean up. <p>016-4097 1/EA A016-529 75 / 5% SYNKO LITE JOINT 15.5 L CARTON (332014) (YELLOW)</p>
	<p>SYNKO LITE-LINE - REDI-MIX ALL-PURPOSE LIGHTWEIGHT DRYWALL JOINT COMPOUND</p> <ul style="list-style-type: none"> • 30% lighter than standard weight products providing the same coverage. Lightweight means easier spreading, virtually no shrinkage, easier sanding and faster clean-up. Designed for tapping, filling finishing joint, trims and surfaces of gypsum board. SIZE: 17 kg. carton. <p>016-4091 1/EA J016-523 75 / 5% SYNKO LITE LINE ALL PURPOSE 15.5 L CARTON (332013) BLUE</p>
	<p>SYNKO PRO SET DRYWALL JOINT COMPOUND</p> <p>PRO SET 90</p> <ul style="list-style-type: none"> • hard set • easy sanding • tight, smooth surface • sets in 70-90 minutes <p>PRO SET 30</p>

	<ul style="list-style-type: none"> • hard set • easy sanding • tight smooth surface • sets in only 20-30 minutes
	016-4026 1/EA G018-163 PRO SET 90 LIGHT SAND 9KG (330078) PAGE 2
	016-4027 1/EA T013-888 PRO SET 30 LIGHT SAND 5KG (330079) PAGE 2
	SYNKO REDI-FILLER DRYWALL FINISHING PRODUCT <ul style="list-style-type: none"> • A drywall joint compound used to fill metal trim and finish interior drywall surfaces. • Supplied in plastic pail ready to use.
	016-4056 1/EA T307-570 144 / 2% REDI FILLER 3.6L PAIL (330013) FREEZABLE
	016-4072 1/PL K016-971 48 / 2% REDI FILLER 13.5 L PAIL 330014 *FREEZABLE*
	016-4073 8/EA L505-072 216 / 2% REDI FILLER 1.8 L PAIL (8/CTN) 330012 FREEZABLE

Gutters and Accessories	
	ALUMINUM EAVESTROUGH
	037-4144 10/EA L011-403 4" X 10' GUTTER WHITE ALUMINUM # 51701-431
	037-4145 10/EA T018-658 4" X 16' GUTTER WHITE ALUMINUM # 51702-431
	037-4146 10/EA J011-405 4" X 10' GUTTER BROWN ALUMINUM # 51701-468
	037-4147 10/EA P018-650 4" X 16' GUTTER BROWN ALUMINUM # 51702-468
	DOWNPIPE <ul style="list-style-type: none"> • 10 foot lengths.
	037-4120 10/EA L809-731 2"X3" DOWNPIPE BROWN ALUMINUM # 1957-468
	037-4122 10/EA J809-733 2"X3" DOWNPIPE WHITE ALUMINUM # 1957-430
	DOWNPIPE ELBOWS - STYLE A
	037-4124 1/EA A901-210 2"X3" STYLE "A" ELBOW BROWN # 1958-468
	037-4126 1/EA L101-212 2"X3" STYLE "A" ELBOW WHITE # 1958-430
	DOWNPIPE ELBOWS - STYLE B
	037-4128 1/EA J301-214 2"X3" STYLE "B" ELBOW BROWN # 1959-468
	037-4130 1/EA T601-217 2"X3" STYLE "B" ELBOW WHITE # 1959-430
	DOWNPIPE STRAPS <ul style="list-style-type: none"> • For securing downpipe to walls
	037-4132 1/EA T170-678 2"X3" STRAPS BROWN # 51866-468
	037-4134 1/EA P390-670 2"X3" STRAPS WHITE # 51866-430
	END CAPS - LEFT
	037-4148 50/EA J840-675 END CAPS 4" LEFT HAND WHITE # 51710L-430
	037-4150 50/EA T170-678 END CAPS 4" LEFT HAND BROWN # 51710L-468

				
	END CAPS - RIGHT			
	037-4152	50/EA	P390-670	END CAPS 4" RIGHT HAND WHITE # 51710R-430
	037-4154	50/EA	R510-672	END CAPS 4"RIGHT HAND BROWN # 51710R-468
	FUNNELS			
	037-4170	1/EA	P010-029	FUNNEL 2"X3" WHITE # 5135-430
	GUTTER CORNERS - INSIDE			
				<ul style="list-style-type: none"> • Install pre-assembled corners to eliminate cutting of angles on gutter material • Precisely manufactured and caulked for a leakproof corner joint
	037-4160	1/EA	A011-456	BOX MITRE INSIDE WHITE 4" # 5446-431
	037-4162	1/EA	L011-458	BOX MITRE INSIDE BROWN # 5446-468
	GUTTER CORNERS - OUTSIDE			
	037-4166	1/EA	G011-452	BOX MITRE OUTSIDE BROWN # 5447-468
	037-4167	1/EA	T011-453	BOX MITRE OUTSIDE WHITE 4" # 5447-431
	GUTTER GUARD			
				<ul style="list-style-type: none"> • Made of durable venar plastic netting • Cuts easily with scissors • Keeps leaves out of gutter
	037-2316	1/EA	P505-305	5020 GUTTER GUARD 6"X20'
	037-2317	1/EA	D209-524	85010 FLEX A SPOUT WHITE 85010 FLEX A SPOUT WHITE
	037-2318	1/EA	P309-525	85011 FLEX A SPOUT GREEN 85011 FLEX A SPOUT GREEN
	GUTTER HANGER			
	037-4156	500/EA	K350-281	1311 4" GUTTER HANGER EXT ALUM
	OUTLETS			
	037-4118	1/EA	R510-627	2" ROUND POLY OUTLET WHITE # 5148
	037-4119	1/EA	L620-695	2.5" ROUND POLY OUTLET WHITE # 5132

	037-4142	1/EA	A701-007		1580 2X3" VINYL OUTLET WHITE RECTANGULAR
RAINWATER DIVERTER					
	060-2267	1/EA	K014-096		14211 RAINWATER DIVERTER SYSTEM W/1-1/4" X 4' HOSE NEW
TILE COVERS					
	037-4114	1/EA	P601-028		1574 2" ROUND VINYL COVER WHITE
	037-4136	1/EA	K801-022		1571 2X3" VINYL COVER BROWN
	037-4138	1/EA	H201-024		1500 2X3" VINYL COVER WHITE
TUFF-FLO VINYL GUTTER SYSTEM CONTEMPORARY PROFILE					
<ul style="list-style-type: none"> • Easy to install - simply snap together • A patented seal is molded directly to each fitting providing a leak-proof seal • Will never rust, rot, dent, corrode or need painting • Guaranteed not to leak • "T0" = White; "T1" = Brown 					
	037-1260	1/EA	D205-191	8 / 5%	T1473-10' VINYL GUTTER BROWN
	037-1262	1/EA	D804-822	10 / 5%	T1403 90DEG MITRE CORN BRN CON
	037-1264	1/EA	G802-833	25 / 5%	T1405 JOINERS BRN CONT
	037-1266	1/EA	J505-883	10 / 5%	T1406 DROP OUTL BRN CONT



037-1268 1/EA D806-864 10 / 5% T1409 LH/RH END DROP BRN



037-1270 1/EA R701-974 20 / 5% T1411 END CAP BRN CONT



037-1274 1/EA H801-619 50 / 5% T1421 HIDDEN HOOK BRN CONT



037-1278 1/EA K108-856 6 / 5% T1583 3M VINYL DOWNPIPE BROWN



037-1280 1/EA J802-864 10 / 5% T1523 DOWNSPOUT CONNECT BRN



037-1282 1/EA G902-721 20 / 5% T1525 ELBOW BRN CONT



037-1286 1/EA D401-926 30 / 5% T1534 DOWNS CLIP BRN CONT

037-1288 1/EA L402-660 4 / 3% T1642 DIVERTER BRN CONT



037-1300 1/EA L605-195 8 / 5% T0473 10' VINYL GUTTER WHITE



037-1302 1/EA A808-853 6 / 5% T0583 3M VINYL DOWNPIPE WHITE



037-1304 1/EA J604-828 10 / 5% T0403 90 DEGREE MITRE CORNER



037-1306 1/EA J903-076 25 / 5% T0405 JOINER WHITE



037-1308 1/EA A105-889 10 / 5% T0406 CENTRE DROP WHITE



037-1310 1/EA H506-861 10 / 5% T0409 LH/RH END DROP

037-1314 1/EA P501-972 20 / 5% T0411 END CAP WHITE



037-1317 1/EA L401-537 50 / 5% T0421 HIDDEN HOOK WHITE



037-1318 1/EA H902-865 10 / 5% T0523 DOWNSPOUT CONNECTORS



037-1320 1/EA D102-723 20 / 5% T0525 ELBOW WHITE



037-1324 1/EA A601-928 30 / 5% T0534 DOWNPIPE CLIPS



037-1326 1/EA G803-911 25 / 5% T0401 DRIP EDGE WHITE 10'



037-1328 1/EA G012-518 T0535 Y BRANCH CONNECTOR WHITE

037-1330 1/EA P102-667 4 / 3% T0642 DIVERTER WHITE



037-1338 1/EA H601-439 50 / 5% T0539 WHITE FACIA FIXER



037-1340 1/EA L103-401 L3250 ROOF RAFTER BRACKET



037-1342 1/EA A401-759 50 / 5% TA002 SCREWS & ANCHORS

TUFF-FLO VINYL GUTTER SYSTEM TRADITIONAL PROFILE

- Easy to install - simply snap together
- A patented seal is molded directly to each fitting providing a leak-proof seal
- Will never rust, rot, dent, corrode or need painting
- Guaranteed not to leak
- "M0" = White; "M1" = Brown



037-1344 1/EA J907-409 8 / 5% M0573 GUTTER WHITE VINYL TRAD.



037-1346 1/EA G407-715 10 / 5% M0503 O/S CORNER WH TRADITION



037-1348 1/EA J405-715 10 / 5% M0504 INSIDE CORN WH TRADITION



037-1352 1/EA H308-814 6 / 5% M0506-6 DROP OUTLET WHT TRAD. MO506-6 DROP OUTLET WHT TRAD.



037-1354 1/EA K806-533 M1506 DROP OUTLET BRWN TRAD. M1506 DROP OUTLET BRWN TRAD



037-1355 1/EA A604-239 50 / 5% MO608 2PC JOINER WHITE



037-1356 1/EA R704-230 M1608 2PC JOINER BROWN M1608



037-1357 1/EA J805-388 14 / 5% MO611 END CAP SET WHITE



037-1358 1/EA P602-184 50 / 5% M0521 HIDDEN HOOK WH TRADITION



037-1360 1/EA D505-483 8 / 5% M1573 3M GUTTER BRN TRAD

037-1362 1/EA A805-711 10 / 5% M1503 OUTSIDE CORN BRN TRAD



037-1364 1/EA L205-713 10 / 5% M1504 INSIDE CORN BRN TRAD



037-1376 1/EA T201-813 50 / 5% M1521 HIDDEN HOOK BRN TRAD



037-1380 1/EA A010-176 6 / 5% M0593 TRADIT. DOWNSPOUT WHITE



037-1382 1/EA D403-193 20 / 5% M0623 TRADIT. CONNECTOR WHITE



037-1383 1/EA P503-194 M1623 TRADIT. CONNECTOR BROWN M1623 CONNECTOR BROWN



037-1384 1/EA D402-059 20 / 5% M0627 TRADIT. ELBOW 'A' WHITE

037-1385 1/EA P502-050 M1627 TRADIT. ELBOW 'A' BROWN M1627



037-1386 1/EA A602-051 20 / 5% M0628 TRADIT. ELBOW 'B' WHITE



037-1388 1/EA A601-928 60 / 5% M0634 TRADITIONAL CLIP WHITE



037-1390 1/EA H702-663 20 / 5% M0642 TRADIT. DIVERTER WHITE



037-1391 1/EA G802-664 M1642 TRADIT. DIVERTER BROWN M1642 DIVERTER BROWN



037-1400 1/EA L010-178 6 / 5% M1593 TRADIT. DOWNSPOUT BROWN







037-1412 1/EA T806-975 TA010 DRIP EDGE/LEAF GUARD WHT




WHITE ALUMINUM TRIM NAILS


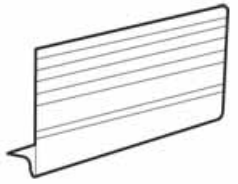

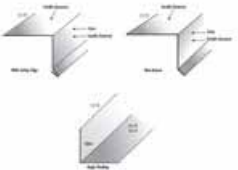
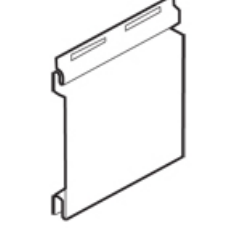
- Available in white or brown.
- 1-1/4" length.









037-4180 1/BOX L106-745 1-1/4" WHITE ALUMINUM NAILS 250 GRAM BOX # 5502-431





	037-4182	1/BOX	G707-007	1-1/4" BROWN ALUMINUM NAILS 250 GRAM BOX # 5502-468
	WIRE LEAF STRAINER <ul style="list-style-type: none"> Prevents leaves, twigs, and debris from clogging the downpipe, thereby ensuring that the water flow will not be restricted Easy to remove, clean and reinstall Also known as a bird cage strainer 			
	038-0756	1/EA	T902-698	36 / 5% 1520 WIRE LEAF STRAINER 3" GALV LOOP END
	ZINC ROCK <ul style="list-style-type: none"> Zinc rock can be used on flat roofs 			
	037-2257	1/EA	J020-316	702-4020 ZINC PELLETS 3.2 LBS
	ZINC STRIP <ul style="list-style-type: none"> Protects roof from moss Zinc strip easily nails to roof 			
	037-2256	1/EA	H016-883	HSTRIP1 ZINC MOSS STRIP 2-5/8" X 50'

Flashing, Trim, Soffit, Fascia	
---------------------------------------	--



	5-IN-1 ROOF FLASHING				
	067-0468	1/EA	D106-156	10 / 5% 500-4010 5-IN-1 FLASHING	NEW
	ALUMINIUM STEP FLASHING <ul style="list-style-type: none"> Step flashing is used to seal the juncture of a roof and a wall. One step flashing is installed at each course, lapping below the shingle and along the wall, under the sheathing paper. The minimum head lap is 3" as the siding will cover the flashing. Step flashing is also installed around the base of chimneys 				
	037-2258	50/EA	H690-395	3X4X10 1/2 BRN ALUM STEP FLASH # 101-0105	
	037-2260	50/EA	D920-398	3X4X10 1/2 WH STEP FLASH # 102-0105	
	ANGLED FLASHING <ul style="list-style-type: none"> 10 foot lengths 				
	037-2241	10/EA	R302-614	GALVANIZED FLASHING 2"X2"X10' # 100-0515	
	037-2242	10/EA	J803-931	GALVANIZED FLASHING 3"X3"X10' # 100-0525	
	037-2280	10/EA	J702-752	BROWN 2"X2"X10' 30 GAUGE STEEL FLASHING # 101-0515	
	037-2282	10/EA	G902-754	WHITE 2"X2"X10' 30 GAUGE STEEL FLASHING # 102-0515	
	037-2286	10/EA	J904-143	BROWN 3"X3"X10' 30 GAUGE STEEL FLASHING # 101-0525	
	037-2288	10/EA	G104-145	WHITE 3"X3"X10' 30 GAUGE STEEL FLASHING # 102-0525	
	ANGLED FLASHING - DRIP CAP				
	037-2243	10/EA	K102-212	DRIP CAP GALV 2X7/8X10' FLASH # 100-0605 110DEG	
	037-2244	10/EA	G303-258	DRIP CAP GALV 3X1 1/2X10' FLASH # 100-0777 110DEG	NEW






	037-2246	10/EA	G902-765	DRIP CAP GALV 2X1 3/4X10'FLASH # 100-0645	
	037-2292	10/EA	T602-317	BROWN 2X7/8X3/8X10' DRIP CAP # 101-0605 110DEG	
	037-2294	10/EA	R703-163	WHITE 3X7/8X3/8X10' DRIP CAP # 102-0774 110 DEG	
	037-2298	10/EA	H403-459	BROWN 3X1-1/2X3/8X10' DRIP CAP # 101-0777 110DEG	
	037-2300	10/EA	D703-452	WHITE 3X1-1/2X3/8 10' DRIP CAP # 102-0777 110DEG HIGH BACK	
	037-2304	10/EA	L303-603	BROWN 3X1-3/4X3/8X10' DRIP CAP # 101-0779 110DEG HIGH BACK	
	037-2306	10/EA	J503-605	WHITE 3X1-3/4X3/8X10' DRIP CAP # 102-0779 110DEG HIGH BACK	
	ANGLED FLASHING - DRIP EDGE				
	037-2305	20/EA	K703-918	ROOF EDGE BROWN 1"X2-1/2" 10' # 2567-468	
	037-2307	20/EA	H903-910	ROOF EDGE WHITE 1"X2-1/2" 10' # 2567-431	
	ANGLED FLASHING - EAVES STARTER				
	037-2248	10/EA	A503-094	GALV. EAVES STARTER 10' # 100-0190	
	FACIA COVER • 10 foot lengths.				
	037-2376	20/EA	P507-561	1"X6"X10'FACIA COVER BRN. ALUM # 1696-468 ALUMINUM COVER	
	037-2378	20/EA	R707-563	1"X6"X10'FACIA COVER WHT ALUM # 1696-431 ALUMINUM	
	037-2380	20/EA	A010-514	2"X6"X10'FACIA COVER BRN. ALUM # 51767-468 ALUMINUM	
	037-2382	20/EA	L010-516	2"X6"X10'FACIA COVER WHT ALUM # 51767-431 ALUMINUM	
	037-2384	20/EA	J010-608	1"X8"X10'FACIA COVER BRN. ALUM # 1698-468 ALUMINUM	
	037-2386	20/EA	G010-600	1"X8"X10'FACIA COVER WHT ALUM # 1698-431 ALUMINUM	
	GALVANIZED SUNDECK W/SAFETY				
	037-2261	10/EA	H803-088	GALV 2" SUNDECK W/SAFETY 10' 100-0835	NEW
	037-2262	10/EA	G303-281	BROWN 2" SUNDECK W/SAFETY 10' 101-0835	NEW
	037-2263	10/EA	T403-282	WHITE 2" SUNDECK W/SAFETY 10' 102-0835	NEW
	J-TRIM FLASHING • J-trim offers a very easy and convenient method for installing soffit. The inside contour is precisely sized for accepting plain or vented soffit				
	037-2308	25/EA	G803-944	1/2"X12'J TRIM WHITE ALUMINUM 1692-431	
	037-2309	25/EA	T103-945	3/8" X 12' ALUM. J-TRIM WHITE WHITE J CHANNEL # 2520-431	
	037-2310	25/EA	P303-947	1/2"X12' J TRIM BROWN ALUM # 1692-468	

	L-TRIM FLASHING <ul style="list-style-type: none"> • 10 foot lengths. 				
	037-2314	25/EA	K603-828	1-1/2" X 1/4" L TRIM WHT ALUM. # 2538-431	
	ROLLED FLASHING - ALUMINUM <ul style="list-style-type: none"> • Available finishes: Aluminum, brown/white, and galvanized steel 				
	037-2212	1/EA	T026-605	ALUM 6" X 50' FLASHING # 200-1400	
	037-2214	1/EA	R042-850	ALUM 9" X 50' FLASHING # 200-1405	
	037-2216	1/EA	R046-485	ALUM 12" X 50' FLASHING # 200-1410	
	037-2218	1/EA	P064-069	ALUM 18" X 50' FLASHING # 200-1415	
	037-2219	1/EA	J086-253	ALUM 24" X 50' FLASHING # 200-1420	
	037-2220	1/EA	0121-430	ALUM 36" X 50' FLASHING # 200-1425	
	ROLLED FLASHING - BROWN/WHITE BAKED ALUMINUM				
	037-2222	1/EA	J024-840	BR/WHITE 6"X50' 30 GAUGE STEEL FLASHING # 200-1300	
	037-2223	1/EA	K033-165	BR/WHITE 9"X50' 30 GAUGE STEEL FLASHING # 200-1305	
	037-2224	1/EA	A041-502	BR/WHITE 12"X50' 30 GAUGE STL FLASHING # 200-1310	
	037-2225	1/EA	H058-151	BR/WHITE 18"X50' 30 GAUGE STL FLASHING # 200-1315	
	037-2226	1/EA	D074-709	BR/WHITE 24"X50' 30 GAUGE STL FLASHING # 200-1320	
	037-2227	1/EA	0108-210	BR/WHITE 36"X50' 30 GAUGE STL FLASHING # 200-1325	
	ROLLED FLASHING - GALVANIZED STEEL				
	037-2232	1/EA	K023-783	GALV 30G STEEL 6"X50' FLASHING # 200-1200	
	037-2234	1/EA	R031-569	GALV 30G STEEL 9"X50' FLASHING # 200-1205	
	037-2236	1/EA	P039-356	GALV 30G STL 12"X50' FLASHING # 200-1210	
	037-2238	1/EA	R054-948	GALV 30G STL 18"X50' FLASHING # 200-1215	
	037-2239	1/EA	J070-439	GALV 30G STL 24"X50' FLASHING # 200-1220	
	037-2240	1/EA	0101-780	GALV 30G STL 36"X50' FLASHING # 200-1225	
	SILL TRIM <ul style="list-style-type: none"> • Use sill trim for easy installation of the fascia cover • Install this trim and wedge the fascia cover into this "metal clip" • Use as a safety edge to finish rough material 				
	037-2388	24/EA	J603-762	SILL TRIM ALUMINUM WHITE 12' # 2043-431	
	037-2389	24/EA	H603-628	SILL TRIM ALUMINUM BROWN 12' # 2043-468	
	SOFFIT - ALUMINIUM VENT				
	037-2320	18/EA	D012-565	16"X12' SOFFIT BROWN VENT ALUM 4 PANEL #1606-468	NEW
	037-2321	18/EA	P012-566	16"X12' SOFFIT WHITE VENT ALUM 4 PANEL #1606-431	NEW
	037-2322	18/EA	A012-264	16"X12' SOFFIT BROWN VENT ALUM 2 PANEL #1603-468	

 <p>406.4 (16 3/4)</p> <p>1603 - Vented</p>	037-2323	18/EA	R012-265	16"X12'SOFFIT WHITE VENT ALUM 2 PANEL #1603-431	
	SOFFIT - VINYL VENT				
	037-2363	24/EA	P204-979	VINYL SOFFIT 8" VENTED WHITE 64880 01	NEW
	SOFFIT SCREEN • Fiberglass vent cloth: -Mesh: 18 x 16 -Length: 82'/25m				
	037-3350	1/RL	T010-601	SVSOF6 SOFFIT VENT SCREEN 6" X 82' BLACK	
	037-3352	1/RL	K807-666	30 / 4% SVSOF4 SOFFIT VENT SCREEN 4" X 82' BLACK	
	037-3356	60/EA	P908-087	120 /30% SVSOF6B SOFFIT VENT SCREEN 6" X 82" (BULK)	
	THERMOPLASTIC ROOF FLASHING				
	067-0470	1/EA	T404-337	48100 NC-1" THRM ROOF FLASHING 14X16 NO-CALK	NEW
	067-0471	1/EA	D504-394	48101 NC-2" THRM ROOF FLASHING 14X16 NO-CALK	NEW
	067-0472	1/EA	P704-452	48102 NC-3" THRM ROOF FLASHING 14X16 NO-CALK	NEW
	067-0473	1/EA	A904-509	48103 NC-4" THRM ROOF FLASHING 14X16 NO-CALK	NEW

Vents,Grilles,Turbines

	AIRHAWK ROTARY TURBINE VENTS				
	<ul style="list-style-type: none"> • Save on energy bills • Helps roof last longer. • Protects paint and insulation. • Pulls heat and moisture out of your attic • Durable aluminum construction won't rust • Spins on smooth, durable ball bearings, maintenance free for life • Adjustable base adapts easily to different roof pitches • Easy to install. • Turbine ventilators work best with intake ventilators to pull fresh air into your attic 				
	037-5906	1/EA	J048-026	T1BS1400 14" TURBINE VENT MILL INTERNAL BRACE/BALL BEARING	
	037-5907	1/EA	K047-745	T1BS1408 14" TURBINE VENT BROWN	
	037-5908	1/EA	L051-920	T1BS1401 14" TURBINE VENT BLACK	
	037-6000	1/EA	L040-561	T1BS0000 12" TURBINE VENT MILL COLOR	
	037-6001	1/EA	T042-339	T1BS0100 12" TURBINE VENT BLACK	
	037-6002	1/EA	D042-330	T1BS0800 12" TURBINE VENT BROWN	
	ALUMINUM GABLE VENTS • Inverted double louver design • Excellent for additional cross ventilation • Wide variety of sizes all easy to install				
	037-6050	1/EA	R307-114	RL808000 WALL-MOUNT GABLE VENT ALUMINUM 8X8 MILL COLOR	
	037-6052	1/EA	H708-263	RL812000 WALL-MOUNT GABLE VENT ALUMINUM 8X12 MILL COLOR	
	037-6056	1/EA	R809-853	81104 WALL-MOUNT GABLE VENT ALUMINUM 12X12 MILL COLOR	
	037-6058	1/EA	R013-466	81112 WALL-MOUNT GABLE VENT ALUMINUM 12L X 18H MILL COLOR	

	<p>BROAN POWERED ATTIC VENTILATOR</p> <ul style="list-style-type: none"> Adjustable thermostat turns ventilator on at high setting, turns it off at low setting - all automatically Cutout size of 14 3/8" fits between roof joists or wall studs Impeller and thermal protected motor are serviceable from attic Resilient motor mounts isolates motor hum and vibration, resulting in quieter operation H.P. 1/10 Amps 4.25 Height 7 7/8" Dome Dia. 23 3/16" 				
063-0592	1/EA	0149-527	1200CFM POWERED ATTIC VENTALTR	ned	
	<p>DURAFLO WEATHER PRO TURBO TURBINE VENT</p> <ul style="list-style-type: none"> Superior airflow No Maintenance Wards off Rain and Snow Internal flow through technology 117 sq.in. net free area Turbo cap resists crushing, denting and peeling Extreme cold & heat resistant Adjustable base CSA & Dade County approved Eliminates traditional turbine "squeaking" 				
037-5910	1/EA	T062-261	6000WW WEATHERPRO TURBO VENT WEATHERWOOD		
<p>EXHAUST VENTS</p> <ul style="list-style-type: none"> An attractive, quality exhaust vent for bathroom fans and rangehoods Features: <ul style="list-style-type: none"> -Stair ribs which funnel water out, even in the heaviest driving rain -Molded screen which prevents insects and birds from entering -Flexible, non-brittle material -Extended sidewalls prevent crosswind water penetration -Low profile design -Chatterless flapper -CSA approved -Excellent UV performance 					
 <p>Height: 3"</p>	037-5856	1/EA	T607-817	4 / 7%	6008BL BATHROOM EXHAUST VENT BLACK WITH FLAPPER ONLY
 <p>4" & 5" Adapter</p>	037-5864	1/EA	L010-257	4 / 7%	6010BL BATHROOM EXHAUST VENT BLACK UNATTACHED COLLAR
 <p>4" & 5" Adapter</p>	037-5866	1/EA	J010-259	4 / 7%	6010BR BATHROOM EXHAUST VENT BROWN UNATTACHED COLLAR
 <p>4" & 5" Adapter</p>	037-5868	1/EA	G010-251	4 / 7%	6010G BATHROOM EXHAUST VENT GREY FLAPPER/UNATTACHED COLLAR

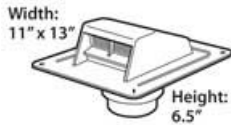


037-5869

1/EA

T010-252

4 / 7%

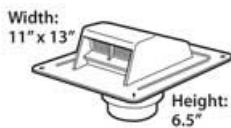
6010WW BATHROOM EXHAUST VENT WEATHERWOOD
UNATTACHED COLLAR

037-5870

1/EA

K012-065

6 / 7%

6011BL BATHROOM EXHAUST VENT BLACK FLAPPER/ATTACHED
COLLAR

037-5871

1/EA

A010-761

6 / 7%

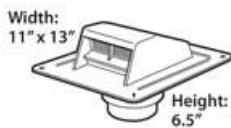
6011BR BATHROOM EXHAUST VENT BROWN FLAPPER/ATTACHED
COLLAR

037-5872

1/EA

R010-762

6 / 7%

6011G BATHROOM EXHAUST VENT GREY FLAPPER/ATTACHED
COLLAR

037-5873

1/EA

L010-763

6 / 7%

6011WW BATHROOM EXHAUST VENT WEATHERWOOD
ATTACHED COLLAR

037-5874

1/EA

R029-022

6 / 5%

6020BL RANGEHOOD EXHAUST VENT BLACK W/ ADAPTER
COLLAR

037-5876

1/EA

K029-024

6 / 5%

6020BR RANGEHOOD EXHAUST VENT BROWN W/ ADAPTER
COLLAR**FLOOR, SIDEWALL AND AIR GRILLES**

068-6872	1/EA	P019-255	6X14 FLOOR GRILLE E41 BRN	wsl
068-6876	1/EA	K034-344	6X24 FLOOR GRILLE E41 BRN	wsl
068-6884	1/EA	A023-544	8X14 FLOOR GRILLE E41 BRN	wsl
068-6888	1/EA	A036-350	8X24 FLOOR GRILLE E41 BRN	wsl
068-6892	1/EA	P043-778	8X30 FLOOR GRILLE E41 BRN	wsl
068-6896	1/EA	T805-831	12X6 SIDEWALL GRILLE E112 WH	wsl

	068-6900	1/EA	A204-813	14X6 SIDEWALL GRILLE E112 WH	wsl		
	068-6904	1/EA	A607-539	24X6 SIDEWALL GRILLE E112 WH	wsl		
	068-6908	1/EA	J807-397	30X6 SIDEWALL GRILLE E112 WH	wsl		
	068-6916	1/EA	P605-462	14X8 SIDEWALL GRILLE E112 WH	wsl		
	068-6920	1/EA	A808-808	24 X 8 SIDEWALL GRILLE E112 WH	wsl		
	068-6924	1/EA	G609-128	30X8 SIDEWALL GRILLE E112 WH	wsl		
	068-9178	1/EA	H304-458	6X24 PLASTIC AIR GRILLE WHITE 6674528	wsl		
	068-9179	1/EA	G904-921	6X30 PLASTIC AIR GRILLE WHITE 6674529	wsl		
FOUNDATION VENTS - PLASTIC							
	037-6065	1/EA	T407-660	401 CSV FOUNDATION VENT WHITE 16-1/2" X 9-1/4"			
	037-6067	1/EA	R308-281	402 CSV FOUNDATION VENT BEIGE 16-1/2" X 9-1/4"			
	037-6069	1/EA	K508-283	403 CSV FOUNDATION VENT GREY 16-1/2" X 9-1/4"			
	037-6071	1/EA	G808-286	404 CSV FOUNDATION VENT BROWN 16-1/2" X 9-1/4"			
FRESH AIR GRILLES							
	068-6852	1/EA	K102-278	5X5 GALV FRESH AIR GRILLE	wsl		
	068-6856	1/EA	H806-377	7X7 GALV FRESH AIR GRILLE	wsl		
GABLE VENTS - DECORATIVE							
<ul style="list-style-type: none"> • Specially blended, injection molded construction is impact and weather resistant with a removable trim ring that serves as a template for cutting the ventilation hole • Molded screen will not become dislodged • Patented rain channel makes for easy caulk-free installation 							
	037-6354	1/EA	K021-202	626075-00 RECTANGLE GABLE VENT 12" X 18" WHITE 44 SQ. IN.			
		037-6358	1/EA	P022-791	626080-00 RECTANGLE GABLE VENT 18" X 24" WHITE		
			037-6362	1/EA	D029-579	626120-00 RECTANGLE GABLE VENT 22" X 28" 74 SQ. IN.	
			037-6376	1/EA	K024-805	626058-00 OCTAGON GABLE VENT 18" WHITE 58 SQ. IN.	
		037-6380	1/EA	J027-881	626060-00 OCTAGON GABLE VENT 22" WHITE 58 SQ. IN.		



037-6384 1/EA A043-689 626095-00 HALF MOON GABLE VENT 22" X 34" WHITE 111 SQ. IN.



037-6388 1/EA L017-889 626043-00 SQUARE GABLE VENT 12" X 12" WHITE 44 SQ. IN.



037-6392 1/EA R019-729 626045-00 SQUARE GABLE VENT 18" X 18" WHITE 44 SQ. IN.



GABLE VENTS - STANDARD

- The economical way to ventilate
- These durable injection molded vents feature UV protection and weather resistant resin along with pre-drilled nailing holes for easy installation

037-6040	1/EA	J504-772	12 / 7%	620808 PLASTIC GABLE VENT 21 SQ. IN. WHITE 8" X 8"
037-6042	1/EA	D805-922	12 / 7%	620812 PLASTIC GABLE VENT 45 SQ. IN. WHITE 8" X 12"
037-6044	1/EA	J807-533	12 / 7%	620816 PLASTIC GABLE VENT 60 SQ. IN. WHITE 8" X 16"
037-6046	1/EA	A509-672	12 / 7%	621212 PLASTIC GABLE VENT 75 SQ. IN. WHITE 12" X 12"
037-6048	1/EA	J010-686	12 / 7%	621218 PLASTIC GABLE VENT 112 SQ. IN. WHITE 12" X 18"



MIDGET VENTS - ALUMINUM

- Ideal for small scale ventilation requirements
- May be used indoors or outdoors
- No screws required -simply drill hole and vent snaps in
- Mill finish

037-6100	10/EA	J201-180		61RAA10D MIDGET VENT 1" ALUMINUM
037-6102	1/EA	G901-632		61RAA15D MIDGET VENT 1-1/2" ALUMINUM
037-6104	10/EA	D301-892		61RAA20D MIDGET VENT 2" ALUMINUM
037-6106	1/EA	L102-334		61RAA25D MIDGET VENT 2-1/2" ALUMINUM
037-6108	10/EA	J902-987		61RAA30D MIDGET VENT 3" ALUMINUM
037-6110	1/EA	P603-295		61RAA40D MIDGET VENT 4" ALUMINUM
037-6112	12/EA	H705-929		61RAA60D MIDGET VENT 6" ALUMINIUM



PLASTIC VENT PLUGS

- Prevent paint peeling and blistering.

037-5002	1/EA	J460-260		PML101B PLASTIC VENT PLUG 1" PML101B 1" VENT PLUG WHITE
037-5004	1/EA	G290-835		PML301B PLASTIC ROUND VENT 3" WHITE
037-5006	1/EA	D540-905		PML401 PLASTIC VENT PLUG 4" WHITE
037-6075	1/EA	J840-664		PML201B VENT ROUND WHITE 2"
037-6077	1/EA	A302-770		PML601B VENT ROUND WHITE 6"
037-6094	1/EA	H710-474		PML151B VENT ROUND WHITE 1 1/2"
037-6096	1/EA	T290-791		PML251B VENT ROUND WHITE 2 1/2"
037-6098	1/EA	K102-245		PML501B VENT ROUND WHITE 5"

ROOF DRYER VENT W/COLLAR

	<ul style="list-style-type: none"> • Ideal for condominiums, townhouses, apartment buildings and homes with an upstairs laundry room • Features: <ul style="list-style-type: none"> -Leakproof, seamless outer shell -Low attractive profile -Unique chatterless flapper -Extended side walls to keep out rain even in the heaviest of winds -Durable UV resistant material won't crack, scratch or dent on installation even in cold weather -Adapter collar attached 																																								
	<table border="1"> <tr> <td>037-5850</td> <td>1/EA</td> <td>T010-768</td> <td>6 / 7%</td> <td>6013BL ROOF DRYER VENT BLACK W/ FLAPPER & ATTACHED COLLAR</td> </tr> </table>	037-5850	1/EA	T010-768	6 / 7%	6013BL ROOF DRYER VENT BLACK W/ FLAPPER & ATTACHED COLLAR																																			
037-5850	1/EA	T010-768	6 / 7%	6013BL ROOF DRYER VENT BLACK W/ FLAPPER & ATTACHED COLLAR																																					
	<p>ROOF VENTS - PLASTIC</p> <ul style="list-style-type: none"> • Constructed from a durable, soft plastic that makes installation a snap. Attractive styling and a variety of colours. • Features: <ul style="list-style-type: none"> -Excellent UV performance -A molded screen that will not become dislodged leaving openings for insects and pests -A unique angled screen that prevents birds from nesting -A wide, flexible flange which will not crack on installation, even in cold weather -An angled front to efficiently deflect water -CSA approval -The Astro 50 tall roof vent is ideal for cedar shakes with an extended throat and wide flange <table border="1"> <tr> <td>037-4500</td> <td>1/EA</td> <td>L010-763</td> <td>5 / 7%</td> <td>6075BL SQUARE TOP ROOF VENT 75 SQ. IN. BLACK</td> </tr> <tr> <td>037-4504</td> <td>1/EA</td> <td>G010-767</td> <td>5 / 7%</td> <td>6075BR SQUARE TOP ROOF VENT 75 SQ. IN. BROWN</td> </tr> <tr> <td>037-4508</td> <td>1/EA</td> <td>A010-761</td> <td>5 / 7%</td> <td>6075G SQUARE TOP ROOF VENT 75 SQ. IN. GREY</td> </tr> <tr> <td>037-4510</td> <td>1/EA</td> <td>K010-764</td> <td>5 / 7%</td> <td>6075WW SQUARE TOP ROOF VENT 75 SQ. IN. WEATHERWOOD</td> </tr> <tr> <td>037-6010</td> <td>1/EA</td> <td>P608-751</td> <td>10 / 7%</td> <td>6050BL SQUARE TOP ROOF VENT 50 SQ. IN. BLACK</td> </tr> <tr> <td>037-6012</td> <td>1/EA</td> <td>R808-753</td> <td>10 / 7%</td> <td>6050BR SQUARE TOP ROOF VENT 50 SQ. IN. BROWN</td> </tr> <tr> <td>037-6014</td> <td>1/EA</td> <td>R807-811</td> <td>10 / 7%</td> <td>6050G SQUARE TOP ROOF VENT 50 SQ. IN. GREY</td> </tr> <tr> <td>037-6015</td> <td>1/EA</td> <td>L107-812</td> <td>10 / 7%</td> <td>6050WW SQUARE TOP ROOF VENT 50 SQ. IN. WEATHERWOOD</td> </tr> </table>	037-4500	1/EA	L010-763	5 / 7%	6075BL SQUARE TOP ROOF VENT 75 SQ. IN. BLACK	037-4504	1/EA	G010-767	5 / 7%	6075BR SQUARE TOP ROOF VENT 75 SQ. IN. BROWN	037-4508	1/EA	A010-761	5 / 7%	6075G SQUARE TOP ROOF VENT 75 SQ. IN. GREY	037-4510	1/EA	K010-764	5 / 7%	6075WW SQUARE TOP ROOF VENT 75 SQ. IN. WEATHERWOOD	037-6010	1/EA	P608-751	10 / 7%	6050BL SQUARE TOP ROOF VENT 50 SQ. IN. BLACK	037-6012	1/EA	R808-753	10 / 7%	6050BR SQUARE TOP ROOF VENT 50 SQ. IN. BROWN	037-6014	1/EA	R807-811	10 / 7%	6050G SQUARE TOP ROOF VENT 50 SQ. IN. GREY	037-6015	1/EA	L107-812	10 / 7%	6050WW SQUARE TOP ROOF VENT 50 SQ. IN. WEATHERWOOD
037-4500	1/EA	L010-763	5 / 7%	6075BL SQUARE TOP ROOF VENT 75 SQ. IN. BLACK																																					
037-4504	1/EA	G010-767	5 / 7%	6075BR SQUARE TOP ROOF VENT 75 SQ. IN. BROWN																																					
037-4508	1/EA	A010-761	5 / 7%	6075G SQUARE TOP ROOF VENT 75 SQ. IN. GREY																																					
037-4510	1/EA	K010-764	5 / 7%	6075WW SQUARE TOP ROOF VENT 75 SQ. IN. WEATHERWOOD																																					
037-6010	1/EA	P608-751	10 / 7%	6050BL SQUARE TOP ROOF VENT 50 SQ. IN. BLACK																																					
037-6012	1/EA	R808-753	10 / 7%	6050BR SQUARE TOP ROOF VENT 50 SQ. IN. BROWN																																					
037-6014	1/EA	R807-811	10 / 7%	6050G SQUARE TOP ROOF VENT 50 SQ. IN. GREY																																					
037-6015	1/EA	L107-812	10 / 7%	6050WW SQUARE TOP ROOF VENT 50 SQ. IN. WEATHERWOOD																																					
	<p>ROOF VENTS - SHINGLE-OVER</p> <ul style="list-style-type: none"> • Completely covered and sealed by cap shingles • Installs easily • Strong and virtually damage proof, polypropylene construction • Will accommodate any roof pitch • Low 3/4" profile provides virtually invisible ventilation <table border="1"> <tr> <td>037-5046</td> <td>1/EA</td> <td>L010-314</td> <td></td> <td>6072METBL WEATHERPRO RIDGE VENT BLACK 4' HIDDEN</td> </tr> </table>	037-5046	1/EA	L010-314		6072METBL WEATHERPRO RIDGE VENT BLACK 4' HIDDEN																																			
037-5046	1/EA	L010-314		6072METBL WEATHERPRO RIDGE VENT BLACK 4' HIDDEN																																					
	<p>ROOF VENTS - TALL</p> <table border="1"> <tr> <td>037-6150</td> <td>1/EA</td> <td>R407-237</td> <td>12 / 7%</td> <td>6050TBL UNIVERSAL ROOF VENT 50 SQ. IN. BLACK</td> </tr> </table>	037-6150	1/EA	R407-237	12 / 7%	6050TBL UNIVERSAL ROOF VENT 50 SQ. IN. BLACK																																			
037-6150	1/EA	R407-237	12 / 7%	6050TBL UNIVERSAL ROOF VENT 50 SQ. IN. BLACK																																					
	<p>ROOF VENTS - WEATHERPRO</p> <ul style="list-style-type: none"> • Internal baffle system wards off driving snow and blistering rain • External grill prevents birds from nesting • Extreme protection against foul weather, blocked eaves, unbalanced airflow, knee walls, down drafts and valleys <table border="1"> <tr> <td>037-4520</td> <td>1/EA</td> <td>L709-674</td> <td></td> <td>60PRO50BL WEATHERPRO 50 50 SQ. IN. BLACK</td> </tr> </table>	037-4520	1/EA	L709-674		60PRO50BL WEATHERPRO 50 50 SQ. IN. BLACK																																			
037-4520	1/EA	L709-674		60PRO50BL WEATHERPRO 50 50 SQ. IN. BLACK																																					
	<p>SOFFIT EXHAUST VENT</p> <ul style="list-style-type: none"> • Makes adding an exhaust fan easy and invisible • Features: <ul style="list-style-type: none"> -No need to penetrate roof or wall -Uses 4" or 5" ducting or flex hose -Unique flapper lets out hot air and keeps out cold air -Mounts flush to the soffit for virtually invisible installation -Sturdy injection molded construction from specially blended sound absorbing material -UV resistant -Easy to install <table border="1"> <tr> <td>037-5886</td> <td>1/EA</td> <td>D011-454</td> <td></td> <td>646015 BATHROOM SOFFIT EXHAUST VENT WHITE</td> </tr> </table>	037-5886	1/EA	D011-454		646015 BATHROOM SOFFIT EXHAUST VENT WHITE																																			
037-5886	1/EA	D011-454		646015 BATHROOM SOFFIT EXHAUST VENT WHITE																																					
	<p>SOFFIT STRIP VENT - METAL</p> <ul style="list-style-type: none"> • Continuous soffit vent system that is economical, attractive and easy to install 																																								

	037-6202	1/EA	L604-040		61VENT8WH 8' METAL SOFFIT VENT 68 SQ. IN. WHITE
	037-6204	1/EA	J804-042		61VENT8BR 8' METAL SOFFIT VENT 68 SQ. IN. BROWN
	SOFFIT STRIP VENT - PLASTIC				
	037-6210	25/EA	P803-420		601-6035 PL SOFFIT STRIP BROWN 2" X 8' PLASTIC - 25/CTN
	037-6214	25/EA	K203-424		601-6040 PL SOFFIT STRIP WHITE 2" X 8' PLASTIC - 25/CTN
	SOFFIT VENTS - METAL				
	<ul style="list-style-type: none"> • Installs easily in soffit area under eaves • Small louver openings and screen prevent weather and insect entry • Mill or White 				
	037-6120	12/EA	D402-004	24 /11%	61VENT164MF METAL SOFFIT VENT 16" X 4" MILL 15.75 SQ. IN.
	037-6122	12/EA	A902-387	24 /11%	61VENT164WH METAL SOFFIT VENT 16" X 4" WHITE 15.75 SQ. IN.
	037-6124	12/EA	L202-457	24 /11%	61VENT168MF METAL SOFFIT VENT 16" X 8" MILL 40.5 SQ. IN.
037-6126	12/EA	G303-214	24 /11%	61VENT168WH METAL SOFFIT VENT 16" X 8" WHITE 40.5 SQ. IN.	
	SOFFIT VENTS - PLASTIC				
	<ul style="list-style-type: none"> • Durable molded construction • Extremely weather resistant • Available in white (paintable) finish 				
	037-6130	1/EA	T901-509	36 /11%	641604 PLASTIC SOFFIT VENT 16" X 4" WHITE 18.6 SQ. IN.
	037-6132	1/EA	R702-018	36 /11%	641608 PLASTIC SOFFIT VENT 16" X 8" WHITE 45.5 SQ. IN.

Ceiling Tile, Ceiling Metal					
DROP CEILING TEES & SUPPORTS					
	017-5300	60/EA	J101-067		DX/DXL216 2'X1" F/R CROSS TEE WHITE (60) (903698)
	017-5305	60/EA	R202-513		DXL424 4'X1 1/2" F/R CROSS TEE WHITE (60) (903699)
	017-5310	20/EA	K805-231		DXL24-96" 8' X 1 1/2" F/R MAIN TEE INT DUTY WH (20) (906729)
	017-5315	20/EA	L107-845		DX/DXL24 12'X1 1/2" F/R MAIN TEE 6" O/C WH (20) (904819)
	017-5320	50/EA	A203-780		M7 - 10' 10'X 7/8" X 7/8" WALL MOULDING WHITE (900237)
	017-5325	1/EA	H083-583		12 GAUGE HANGER WIRE 12' (140/BDL) CEILING
LAY-IN CEILING TILES (TRUCKLOAD PRICING & QUOTES AVAILABLE)					
<ul style="list-style-type: none"> • A suspended system that lets you add a room where there are pipes and wires to be hidden. • White metal tees, cross tees and wall mouldings not included. SIZE: 2' x 4'					
	017-5106	1/CTN	G029-083	24 /5%	24X48 - 1/2" FISSURTONE 8/CTN BLTONE
		017-5120	1/CTN	L059-315	

**ONWARD ACOUSTICAL EYE LAG SCREW**

- Use for hanging suspended ceiling railings from wooden joists
- Work great for hanging plants and patio ceilings

017-5330 1/BOX R908-832 AELZ143CT ACOUSTICAL EYE LAG SCREW 1/4"X3" 100/BOX NEW

Concrete, Cement, Pavers, Blocks**BONDED TOPPING MIX**

075-0112 1/EA H020-856 BONDED TOPPING MIX 18 KG BAG (113318)



075-0114 1/EA T010-319 BONDED TOPPING MIX 4.5KG PAIL (113304)

**CEMENT - BAGGED**

075-0000 40/EA A109-289 TYPE 10 NORMAL CEMENT 40KG 88#

**CEMENT - SPECIALTY**

- A mixture of Portland Masonry Cement, Mortar Enhancing Admixtures and Supplementary Materials
- Specialty Cement is designed to maintain the excellent working properties of Masonry Cement with the added features of increased strength and bond
- Lehigh Specialty Cement conforms to the requirements of CAN/CSA-A3000-98 "Cementitious Materials Compendium" A8-98. IT MUST NOT BE USED FOR MAKING CONCRETE.

075-0007 40/EA K107-790 SPEC HI STRNTH MORTR/STUC CEMT MORTAR/STUCCO CEMENT

CONCRETE BLOCKS

075-0070 64/EA T504-416 CONCR 2WAY POST/DECK BLOCK 4 1/8 X 4 1/8 SLOT



075-0072 64/EA P704-418 8"X12"X12" PIER BLOCK W/HOLE



075-0078 90/EA R902-254 20X20X40CM BUILDING BLOCK (90)

CONCRETE FORMS



075-0144	3/EA	A805-755	HANDI6X8 6"X8' CONCRETE FORMS
075-0146	3/EA	G907-254	HANDI8X8 8"X8' CONCRETE FORMS
075-0148	3/EA	A608-617	HANDI10X8 10"X8' CONCRETE FORM
075-0150	3/EA	T010-645	HANDI12X8 12"X8' CONCRETE FORM
075-0152	3/EA	P010-928	REDI6 6"X12' CONCRETE FORM
075-0154	3/EA	H012-214	REDI8 8"X12' CONCRETE FORM
075-0156	3/EA	T017-277	REDI10 10"X12' CONCRETE FORM
075-0158	3/EA	K019-721	REDI12 12"X12' CONCRETE FORM
075-0160	2/EA	A036-732	REDI16 16"X12' CONCRETE FORM
075-0162	2/EA	A045-148	REDI18 18"X12' CONCRETE FORM
075-0164	1/EA	G077-939	REDI24 24"X12' CONCRETE FORM



CONCRETE FORMS - BIGFOOT

075-0166	1/EA	A018-224	1 / 4% BIGFOOT BF24 (FITS 8"-10" TUBE)
075-0168	1/EA	D021-230	1 / 2% BIGFOOT BF28 FITS 10"-12" TUBE



CONCRETE MIX

- "Just add water".

075-0010	56/EA	R804-511	CONCRETE MIX 25KG 55# (110125) (56)
----------	-------	----------	-------------------------------------



CONCRETE PATIO PAVERS - RED

075-0057	120/EA	D902-532	12X12X1.75" PATIO SLAB RED (120)
----------	--------	----------	----------------------------------



CONCRETE PATIO PAVERS - ROUND EXPOSED AGGREGATE








075-0036	50/EA	H607-062	20"ROUND PAVERS EXP. AGGR.(50)
075-0042	80/EA	D405-315	16" ROUND PAVERS EXP.AGGR.(80)
075-0050	120/EA	K803-064	12" ROUND PAVERS EXP.AGGR.(120)









CONCRETE PATIO PAVERS - ROUND NATURAL

075-0056	120/EA	T702-441	12" ROUND NATURAL PAVERS (120)
----------	--------	----------	--------------------------------


CONCRETE PATIO PAVERS - SQUARE EXPOSED AGGREGATE








	075-0030	28/EA	H010-878	24X24X1.75" PAVERS EXP AGR (28)	
	075-0034	84/EA	T804-911	16X16X1.75"PAVER EXP AGGR(84)	
	075-0046	120/EA	G702-530	12X12X1.75" EXP. AGGR. PAVERS (120)	
	CONCRETE PATIO PAVERS - SQUARE NATURAL				
	075-0044	28/EA	D809-186	24X24X1.75"PAVER NATURAL (28)	
	075-0048	84/EA	L504-972	16X16X1.75"PAVERS NATURAL (84)	
	075-0054	120/EA	H302-281	12X12X1.75" PAVERS NATURAL (120)	
	075-0062	28/EA	L306-981	24X24 UTILITY PAVER GREY (28) 1 7/8" NON SKID (WSO482424GRN)	
	FAST SETTING CONCRETE MIX				
	• Blend of cements, sands and gravel designed to set quickly like post haste, but gains strength quickly.				
	075-0024	1/EA	A011-793	FAST SET PATCHING CONCRETE 55# 9991100	
	GARDEN WALLS				
	075-0066	96/EA	D602-284	GARDEN WALL GREY 4"HX9"DX12"W	NEW
	075-0068	96/EA	A202-602	GARDEN WALL SANDSTONE 4"HX9"D X12"W	NEW
	INDUSTRIAL MORTAR 'TYPE S'				
	075-0136	42/EA	H307-736	INDUSTRIAL MORTAR 'TYPE S' 37 KG (9991574)	NEW
	MASON MIX				
	• "Just add water".				
	075-0014	56/EA	T505-594	MASON MIX 25KG (55 LB) (113655) (56)	
	PLAY SAND				
	075-0016	48/EA	T504-405	PREMIUM PLAYSAND 25KG (55LB) (111325) (48)	
PORTLAND CEMENT					








	075-0018	1/EA	P309-525	56 / 5%	PORTLAND EXPANDING GROUT 22KG (158556) (NON SHRINK)	
	QUIKRETE 6000					
	<ul style="list-style-type: none"> • This is a high strength concrete (6000psi) • Fast strength gain (1 day = 2000psi) • Walk on it in 8 hours • Used in applications such as; slabs, steps, patios deck supports, curbs, patching existing concrete • Less shrinkage and easy to place • 1 bag = 1 square foot @ 4" thickness 					
	075-0020	56/EA	G906-121		QUIKRETE 6000 25KG (100725)	
	QUIKRETE POST-HASTE					
	075-0110	56/EA	H706-052		POST HASTE 25KG (55LB) (100465) (56)	
	SAND/TOPPING MIX					
	• "Just add water".					
	075-0012	56/EA	H305-592		SAND / TOPPING MIX 25KG (55LB) (110326) (56)	
	STOMP STONE					
	075-0300	1/PK	G012-686		STOMP STONE 12X12 SANDSTONE GARDEN PAVER (4 PK)	NEW
	075-0302	1/PK	D012-688		STOMP STONE 12X12 BURNT SIENNA GARDEN PAVER (4 PK)	NEW
	075-0304	1/PK	D011-588		STOMP STONE 12X12 CHARCOAL GRY GARDEN PAVER (4 PK)	NEW
	075-0306	1/PK	A011-580		STOMP STONE 12X12 GRANITE GARDEN PAVER (4 PK)	NEW
	TARGET SACKING MIX 55LBS					
	<ul style="list-style-type: none"> • Consists of accurately weighed Portland cement, fine aggregate and admixtures. • Develops high bond strength when applied to cast concrete surfaces • Normally used at a flowable consistency in working temperature ranges of 10 - 24 degrees C. and will have a slight expansion prior to final set • Contains no chloride admixtures • Used to obtain architecturally acceptable finishes in cast concrete surfaces, fill minor defects and to exposed concrete surfaces for uniform color 					
	075-0026	1/EA	A010-907		SACKING MIX 55 LB (9991105)	






Concrete, Asphalt Repair Products	
--	--



ASPHALT PROTECTORS




	045-0110	1/EA	R039-965	142-123	ASPHALT PROTECTOR RG ACRYLIC 15L 4YR	NEW
---	----------	------	----------	---------	--------------------------------------	-----





	045-0114 1/EA H059-015	142-133 ASPHALT PROTECTOR HG EPOXY FINISH 15L 6YR	NEW
	CONCRETE BONDING ADHESIVE <ul style="list-style-type: none"> Bonds new concrete to old concrete 		
	075-0130 1/EA H905-187	BONDING ADHESIVE .95L BOTTLE (990216)	
DAP QUICK PLUG <ul style="list-style-type: none"> A fast setting hydraulic cement used to stop active, running leaks. Seals cracks and holes. Keeps basements dry. Can also be used to anchor machinery, railings and repair concrete surfaces. 			
	057-6000 1/EA G602-473 6 / 5%	10050 DAP QUICK PLUG GREY 450G HYDRAULIC CEMENT	
	057-6002 1/EA A203-779 6 / 5%	10060 DAP QUICK PLUG GREY 1.13KG HYDRAULIC CEMENT	
	057-6004 1/EA G010-116	10070 DAP QUICK PLUG GREY 5KG HYDRAULIC CEMENT	
	DAP READY-MIXED CONCRETE PATCH <ul style="list-style-type: none"> A ready to use concrete and masonry patching compound for repairing cracks, holes, chips and other defects in all concrete surfaces, including steps, sidewalks, walls, driveways, etc. Dries rock hard. May be trowelled and feathered for a professional looking job. Cleans up with water. 		
	057-6108 1/EA D804-877 6 / 5%	17100 DAP CONCRETE PATCH GREY 946ML FREEZABLE	
	EXTERIOR STUCCO PATCH <ul style="list-style-type: none"> For repair of coloured California Stucco. Add pre measured oxides for desired colour. 		
	075-0134 1/EA P010-928	EXTERIOR STUCCO PATCH 4.5 KG PAIL (120145)	
GRAY CRACKSEAL <ul style="list-style-type: none"> Grey crack filler for concrete services 			

	075-0126	1/EA	J022-707	CONCRETE CRACK SEAL GRAY 3.8L JUG (864038)
	075-0128	1/EA	D708-952	CONCRETE CRACK SEAL GRAY .95L BOTTLE (864002)
	MORTAR REPAIR			
	075-0132	1/EA	K203-424	MORTAR REPAIR 296 ML TUBE (862002)
	NUPAVE ACRYLIC SEALANT			
	045-0100	1/EA	G027-692	132-126 NUPAVE ACRYLIC SEALANT BLACK 15 L FOR ASPHALT NEW
PROFESSIONAL CONCRETE CARE PRODUCTS				
<ul style="list-style-type: none"> • Water Stop: 5 minute set hydraulic cement for patching cracks with running water • Anchor Cement: 20 minute set anchor grout for anchoring of bolts and posts. • Quick-Setting: For thick patching and overlays. • Concrete Sealer: To resist oil and gas stains and brighten concrete driveways and sidewalks • Bonding Agent: For bonding new concrete to old concrete. 				
	075-0116	1/EA	P010-625	HYDRAULIC WATER STOP CEMENT 4.5KG PAIL (112612)
	075-0118	1/EA	R010-920	ANCHORING CEMENT 4.5KG PAIL (124512)
	075-0120	1/EA	J010-620	QUICK-SETTING CEMENT (4.5KG) PAIL (124012)


	075-0122	1/EA	A022-691	TARGET CONCRETE SEALER 3.8L PL80 (880003) PAIL
	075-0124	1/EA	J018-521	CONCRETE BONDING ADHESIVE 3.8L PAIL (990203)
	SYNKO CONCRETE FILL <ul style="list-style-type: none"> fills deep voids and cracks quick setting no bonding agents needed 			
	016-4029	1/EA	K020-179	CONCRETE FILL 15KG (330027)(40)
	XYPEX CONCRETE HIGH'N'DRY Features: <ul style="list-style-type: none"> Waterproofs by crystallization. Concrete then becomes permanently sealed against seepage of water from any direction. Non-toxic. 			
	057-6153	1/EA	L016-026	XYPEX HIGH'N DRY 2.27 KG (9991060)
	057-6155	1/EA	D048-468	XYPEX HIGH'N DRY 11KG (9991058)
	XYPEX CONCRETE PATCH'N PLUG Features: <ul style="list-style-type: none"> A fast setting hydraulic cement compound for concrete repairs. Stops flowing water in seconds. Plug holes, cracks and other defects. 			
	057-6161	1/EA	R011-053	XYPEX PATCH'N PLUG 2.27 KG (9991062)
	057-6162	1/EA	A030-446	XYPEX PATCH'N PLUG 9 KG (9991063) PAIL

Panel Products, Paneling, Coroplast				
	BACKERBOARD (TRUCKLOAD PRICING & QUOTES AVAILABLE) <ul style="list-style-type: none"> Fiberglass reinforced concrete panel. Use backerboard as underlayment for ceramic tile in bathrooms, slate and marble floorings. Specifically designed for use in high moisture areas. CMHC #11629. This product can also be used in high heat areas and carries a 1 hour fire rating. 			
	014-1400	20/EA	A014-880	3'X5'X7/16"BACKERBOARD TILE(20 NOTE: CEMENT PANEL
	BACKERBOARD - FIBEROCK AQUA-TOUGH			
	018-6362	50/EA	A010-187	3'X5'X1/2" FIBEROCK AQUA-TOUGH S.E. TILE BACKERBOARD (060088)
	COROPLAST PLASTIC PANELS <ul style="list-style-type: none"> Twinwall panels are tough, strong, durable, weatherproof, easy to work with and install. 			

	<p>019-5182 10/EA D013-856</p> <p>019-5186 10/EA J014-233</p>	<p>4X8X4MM COROPLAST NATURAL (10) 3% UV NO WARRANTY (PACKS OF 10)</p> <p>4X8X4MM COROPLAST WHITE (10) ** NOTE PACKS OF 10 **</p>
	<p>FIBREBOARD PANELS (TRUCKLOAD PRICING & QUOTES AVAILABLE)</p> <p>Uses:</p> <ul style="list-style-type: none"> • Roof insulation. <p>Donna Conna</p> <ul style="list-style-type: none"> • used on the interior of frame construction and on interior walls, where it contributes to the absorption of sound within a room and the reduction of sound transmitted from the exterior or from other rooms. • rigid panel produced from non-toxic organic materials and natural wood fibers that have been wax impregnated. <p>018-1812 10/EA K409-260 110 / 5% 4X8 7/16 NATURAL PANEL (110) BSNAT8 (DONNACONA)</p> <p>018-1821 6/EA K014-355 1 / 11% 4X8 7/16 PRIMECOAT PANEL (6) BLPRI</p> <p>018-1832 10/EA T010-106 110 / 5% 4X8 7/16 BLACKOTE SHTG (110) BSSHT8</p>	
	<p>GREENE-BOARD TILE BACKER</p> <ul style="list-style-type: none"> • Will not crack or break like traditional sheetrock • Easy to install - no special tools required • Waterproof and easily recyclable <p>014-1410 10/EA K010-764 3'X5'X1/4" (Z01) GREENE-BOARD TILE BACKER</p> <p>014-1412 50/EA R013-668 3'X5'X1/2" (Z02) GREENE-BOARD TILE BACKER</p> <p>014-1416 35/EA P030-816 4'X8'X1/2" (Z03) GREENE-BOARD TILE BACKER</p>	
	<p>HARDBOARD (TRUCKLOAD PRICING & QUOTES AVAILABLE)</p> <ul style="list-style-type: none"> • Hardboard is a compressed, composite board. Fiber residuals are saturated in a wet process and then compressed to a specific gravity. A fine fiber overlay is applied to create smooth faces, typically light brown in color. <p>• FEATURES</p> <ul style="list-style-type: none"> - Smooth grain free surface, Excellent paintability. <p>• APPLICATIONS</p> <ul style="list-style-type: none"> - Drawer Bottoms, Cabinet Backs, Dividers, Cabinet Partitioning, Workbench Counter. <p>• Material should be stored in a dry, covered, and flat surface.</p> <p>014-1458 25/EA T706-830 4'X 8' 3MM STD HARDBOARD (25) FSH18</p> <p>014-1462 25/EA D109-445 4'X 8' 6MM STD HARDBOARD (25) (FSH14)</p>	
	<p>MDF - MEDIUM DENSITY FIBERBOARD</p> <p>MDF is a composite sheet product. Prior to refining, the wood fiber to be formed in MDF is cooked in a moderate pressure steam vessel. This step changes the wood chemically and physically, making the fiber content of MDF less susceptible to the influences of moisture and brittleness. During the refining step the wood is rubbed into fiber bundles which will orient into a super strong random mat. A resin binder is added and the final product is hot pressed. The final phase includes sanding and sawing.</p> <p>• FEATURES</p> <ul style="list-style-type: none"> - Ideal substitute for solid wood - Dimensionally stable and strong - smooth surface and excellent machinability <p>• APPLICATIONS</p> <ul style="list-style-type: none"> - Furniture, Cabinets, Toys, Speaker Cabinets, Shelving, Door Parts, Picture Frames, Flooring, Raised Panel Contraction, Store Fixtures, Signs. <p>014-7111 10/EA A013-072 135 / 5% 49X97X1/4" MDF</p> <p>014-7113 10/EA D016-167 93 / 5% 49X97X3/8" MDF</p> <p>014-7115 10/EA L017-823 66 / 5% 49X97X1/2" PREMIUM MDF</p> <p>014-7117 10/EA L021-335 53 / 5% 49X97X5/8" PREMIUM MDF</p> <p>014-7119 10/EA A024-363 44 / 5% 49X97X3/4" PREMIUM MDF</p>	
	<p>MELAMINE 2S WHITE</p> <ul style="list-style-type: none"> • Versatile and easy to maintain. • Panels are finished, ready for machining. • Less labor than laying up high pressure laminates, yet gives the same appearance. Melamine panels will not delaminate. <p>• ABOUT THE PRODUCT</p> <ul style="list-style-type: none"> - Melamine is a thermo-fused panel product. Decorative paper is saturated with melamine resin and partially cured. The paper formation is similar to that of high pressure laminates. Final curing occurs at the time of hot press lamination. A permanent bond is formed as the resin of the paper flows into the surface of the board. <p>• APPLICATIONS</p> <ul style="list-style-type: none"> - Furniture, Closet Organizers, Store Fixtures, Desk Tops, Work Stations, Cabinets, Shelving <p>014-7105 10/EA K018-957 60 / 5% 49X97X1/2" MELAMINE 2S WHITE</p> <p>014-7107 10/EA H018-836 50 / 5% 49X97X5/8" MELAMINE 2S WHITE</p>	


	014-7109	10/EA	H022-102	40 / 5%	49X97X3/4" MELAMINE 2S WHITE	
	PEGBOARD PANELLING (TRUCKLOAD PRICING & QUOTES AVAILABLE)					
	014-1460	25/EA	J408-060		4'X 8' 3MM STD PEGBOARD (25) FSP18	
	014-1464	25/EA	J011-674		4'X 8' 6MM STD PEGBOARD (25) (FSP14)	
	RAMBOARD FLOOR PROTECTION					
	011-4462	1/RL	L046-239	16 / 5%	RAM BOARD FLOOR PROTECTION 38"X100' (317 SQ FT)	NEW
	TONGUE & GROOVE PANELLING (TRUCKLOAD PRICING & QUOTES AVAILABLE)					
	<ul style="list-style-type: none"> • Tongue and groove paneling can be glued or nailed a number of ways. • An all purpose building material. 14 sq. ft. bundle 					
	014-1655	1/BDL	A609-706		5/16"X4"X8'T&G PINE TK PANEL V-JOINT (14SF BUNDLE)	
	WHITE NO MAR BOARD (TRUCKLOAD PRICING & QUOTES AVAILABLE)					
	Uses: <ul style="list-style-type: none"> • Wall cladding. • Counter tops. 					
	014-1466	25/EA	L209-179		4'X 8' 3MM WHITE HARDBOARD (25 (FWH18)	

Skylights, Light Panels

	CEILING PANELS - ACRYLIC					
	<ul style="list-style-type: none"> • Commercial grade • Size: 2' x 4' • Non-yellowing • Shatter proof 					
	017-6150	1/EA	R807-855	25 / 5%	1A20083A CEILING LIGHT PANEL ACRYLIC PRISMATIC 24X48 1MM	
	017-6152	1/EA	K207-857	25 / 5%	1AG20084A CEILING LIGHT PANEL ACRYLIC PRISMATIC 24X48 1MM	
	017-6154	1/EA	K206-791	25 / 5%	CCA124 CEILING LIGHT PANEL ACRYLIC CRACK ICE CLEAR .095"	



017-6156 1/EA H406-793 25 / 5% 615002-1-25 CRACK ICE .095 WHT -2' X 4'LACIW



CEILING PANELS - POLYSTYRENE

- Commercial Grade
- Size: 2' x 4'

017-6158 1/EA R013-219 15 / 5% 2X4' 3/8" EGGCRATE STYRENE PART # ECS-24-3

COLUMBIA MFG. SKYLIGHT

- Clear bubble double glazed acrylic skylight: Maintenance free, thermally broken PVC frame that reduces heat loss, condensation and a shatter resistant acrylic dome that won't distort or discolor. Lightweight, corrosion free and non marking. Designed to fit between standard roof truss spacing. Curb mounted. 10 year warranty.
- Clear flat glass skylight: Features a maintenance free, thermally broken PVC frame that reduces heat loss and condensation. Easy to install. Designed to fit between standard roof truss spacing. Curb mounted. 10 year warranty. Largest glass surface area (7.22 sq.ft.)
- 28" Brown flashing used for vertical installation only.



040-5498 1/EA 0132-391 1 / 5% VCM 2852 LOW-E-ARGON SKYLIGHT FIXED 2X4 OUTSIDE FASTENING



040-5502 1/EA 0141-957 2852 GLASS 2X4 SKYLIGHT CLEAR FIXED UNITS



040-5504 1/EA A047-001 28" BROWN SKYLIGHT FLASHING KIT

OPTIX ACRYLIC SHEETS

Glass replacement applications:

- Skylights
- Floor and wall protection
- Sign protection
- Picture frames
- Table top protection

Benefits:

- Non-yellowing



- Shatter resistant
- Safer than glass
- Easy to cut - score & snap

017-6182	1/EA	J016-769	1AG1549A CLEAR ACRYLIC SHEET 24X48 1MM
017-6185	1/EA	H010-014	11G0075A CEILING LIGHT PANEL 24X48 1MM CLEAR
017-6186	1/EA	L808-631	30X32X.080 CLEAR ACRYLIC SHEET
017-6187	1/EA	R017-866	1AG0500A CLEAR ACRYLIC SHEET 30X60 1MM
017-6188	1/EA	A021-849	36X72X.080 CLEAR ACRYLIC SHEET
017-6193	1/EA	G026-109	1AG1700A CLEAR ACRYLIC SHEET 30X60 1MM
017-6194	1/EA	T031-161	36X72X.125 CLEAR ACRYLIC SHEET
017-6195	1/EA	G060-958	1AG1496A CLEAR ACRYLIC SHEET 48X96 1MM
017-6197	1/EA	0102-974	1AG8706A CLEAR ACRYLIC SHEET 48X96 1MM
017-6198	1/EA	K032-807	1AG2196A CLEAR ACRYLIC SHEET 24X48 2MM
017-6199	1/EA	0113-180	1AG2180A CLEAR ACRYLIC SHEET 48X96 2MM

Siding, Deck and Accessories

SIDING ACCESSORIES



037-6404 1/EA D106-112 641020-00 SPLIT BLOCK WHITE



037-6408 1/EA A805-733 641000-00 MOUNTING BLOCK WHITE



037-6424 1/EA D010-321 646004-00 4" DRYER VENT PLATE W/ EXHAUST PIPE WHITE



037-6430 1/EA T806-964 645000-00 PLUG PLATE WHITE

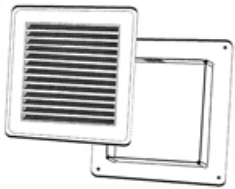


037-6434 1/EA R806-733 645010-00 MOUNTING PLATE WHITE 4.25"X5.75"

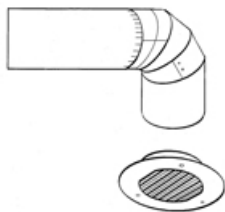
037-6438 1/EA T107-390 645020-00 LIGHT PLATE WHITE



037-6446 1/EA J606-084 4DV 1201 4" DRYER VENT WHITE



037-6450 1/EA H204-324 6WV 300 WALL VENT WHITE 6"

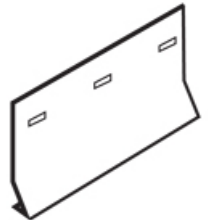


037-6454 1/EA H602-595 4SV 601 SOFFIT VENT 4"WHITE ROUND

TUFTEX CORRUGATED WOOD MOULDINGS

019-5140	24/EA	A902-387	3/4" X8' WOOD STRIP SEACOASTER TUFTEX	
019-5142	24/EA	J303-403	1"X6' WOOD STRIP POLYCARBONATE POLYCARBONATE TUFTEX	NEW

VINYL SIDING ACCESSORIES





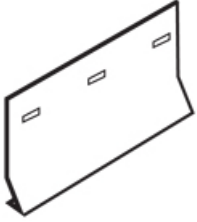
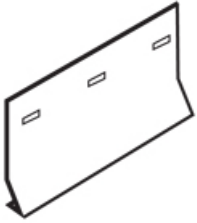

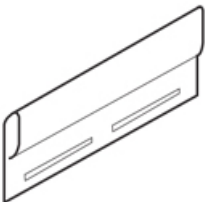
037-2340 1/BOX 0114-479 D5 DUTCH LAP VINYL SIDING WHT. # 69912-01 WHITE




037-2344 40/EA G203-146 1/2" X 12'VINYL J-TRIM WHITE # 65560-01 WHITE



037-2346 40/EA D103-856 5/8" X 12' VINYL J-TRIM WHITE # 65536-01 WHITE

	037-2347	10/EA	R509-561	3" VINYL OUTSIDE CORNER WHITE #65501-01 O/S CORNER 10'
	037-2348	24/EA	J805-377	VINYL F-TRIM 12' WHITE # 65599-01
	037-2349	1/EA	R808-900	VINYL INSIDE CORNER WHITE 10' # 65520-01 INSIDE CORNER POST
	037-2354	40/EA	T103-945	VINYL STARTER STRIP 12' # 65551-01
	037-2358	45/EA	K204-557	VINYL DRIP CAP WHITE 12' # 65581-01
	037-2362	40/EA	G403-359	VINYL UNDERSILL TRIM 12' # 65570-01 UNDERSILL TRIM

Coatings,Primers,Adhesives

	BAKOR ALL WEATHER FLASHING & SEALING COMPOUND			
	<ul style="list-style-type: none"> • Works in rain, heat or cold • easy trowel application • Use yellow jacket to reinforce your work • Covers up to 15 square feet per gallon 			
	058-0460	1/EA	L057-115	BAKOR CLEAR PATCH 3.78L ROOF SEALANT BK212654
	058-0461	1/EA	K017-824	BAKOR CLEAR PATCH 946ML ROOF SEALANT BK212725
	058-0462	1/EA	L041-245	4 / 3% BAKOR 810-47 ULTIMATE ROOF REPAIR 10L BK81047616
	058-0463	1/EA	K706-252	BAKOR CLEARPATCH 300ML BK21664 CLEAR ROOF SEALANT
	058-0464	1/EA	A019-683	2 / 2% BAKOR 810-47 THE ULTIMATE ROOF PATCH 3.78L BK81047660
058-0466	1/EA	A303-869	6 / 3% BAKOR 810-47 ULTIMATE ROOF REPAIR 300ML BK81047664	

	BAKOR AQUATAC PEEL & STICK PRIMER • Highest tack water based primer - recommended for vertical surfaces. For use with Blueskin WP200 Waterproofing Membrane.				
058-0377	1/EA	0167-629	BAKOR AQUATECH PRIMER 18.9L BK545623 (WATER BASED)	NEW	
	BAKOR ASPHALT ROOF COATING • Top quality asphalt liquefied in clean solvents, this is a heavy bodied coating for revitalizing old felt and built up roofing. • also used to reline old gutters • selected fibers are added for strength • Asbestos free • Covers up to 80 Square feet per gallon				
058-0448	1/EA	A038-156	BAKOR 810-09 FIBRATED ASPHALT ROOF COATING 18.93L BK81009625		
BAKOR BLUESKIN BARRIER • Prevent drafts, condensation & even leaks around windows, doors, skylights and more. Blueskin is a peel and stick membrane. Available in retail and contractor packaging.					
	058-0348	1/EA	J025-355	BAKOR BLUESKIN WEATHER BARRIER 9" X 50' BK200WB4590	
	058-0352	1/EA	R016-340	BAKOR BLUESKIN WEATHER BARRIER 6" X 50' BK200WB4578	
	058-0356	1/EA	H011-866	BAKOR BLUESKIN WEATHER BARRIER 4" X 50' BK200WB4559	
	058-0360	1/EA	A016-923	BAKOR BLUESKIN SA LT 4" X 75' BH200SAL930	
	058-0364	1/EA	A024-442	BAKOR BLUESKIN SA LT 6" X 75' BH200SAL931	



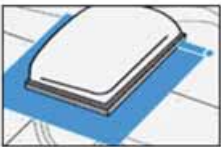
058-0368 1/EA J034-660 BAKOR BLUESKIN SA LT 9" X 75' BH200SAL932



058-0372 1/EA K046-971 BAKOR BLUESKIN SA LT 12" X 75' BH200SAL977



058-0378 1/EA K068-913 BAKOR BLUESKIN SA 18" X 75' BH200SAL016



058-0382 1/EA 0118-299 BAKOR BLUESKIN SA 36" X 75' BH200SAL912

BAKOR BLUESKIN PRIMER ULTRA

- Ultra Primer dries in 3 mins. Great for use with Blueskin tapes and for small low slope jobs. Use on dusty surfaces like masonry and OSB
- Do not use in confined spaces!



058-0396 1/EA H049-891 4 / 3% BAKOR BLUESKIN PRIMER 3.5L BK101658











058-0400 1/EA 0130-853 3 / 4% BAKOR BLUESKIN PRIMER 17L BK101679



058-0402 1/EA D012-330 12 / 5% BAKOR BLUESKIN PRIMER 425G AEROSOL CAN BKUA482672








BAKOR BLUESKIN ROOFING UNDERLAYMENTS

- Highest heat resistance, tensile strength and best slip resistance in it's class. Positive end lap seal makes it watertight right away. Designed for commercial use can also be used in traditional roof applications.

	<ul style="list-style-type: none"> • Best quality PE200HT <p>High temperature formulation for under metal roofing Two piece split back film for easy instalation. Blue colour makes working conditions cooler in summer</p> <ul style="list-style-type: none"> • Better quality RF100
	<p>BAKOR DRIVEWAY LEVEL COMPOUND</p> <ul style="list-style-type: none"> • A mud like compound for filling hair line cracks and minor depressions. Builds up layers 1/4" at a time for best results. Water based dries in 24 hours.
	<p>BAKOR EAVEGUARD</p> <ul style="list-style-type: none"> • Two piece split back crepe release film for easy application • Smooth silica sand surface offers best slip resistance • Lap lines for easy alignment • Use the display box as a sales tool
	<p>BAKOR ELASTO-SEAL LM</p> <ul style="list-style-type: none"> • Elastoseal (Liquid Membrane) is a fast setting compound for sealing the transition from footing to wall where it acts like a cant strip. • Coverage 100 lin feet per pail • DO NOT USE ON ICF (FOAM) FOUNDATIONS!
	<p>BAKOR FOILSKIN TAPE</p> <ul style="list-style-type: none"> • Bakor is Canada's leader in peel & stick solutions. Foilskin is easy clean and lasts. Gives you 50% more waterproofing and 2X the strength of regular brands. Works at lower temperatures.
	<p>BAKOR FOUNDATION WATERPROOF COATING</p> <ul style="list-style-type: none"> • Water based asphalt emulsion for use on all types of foundations including ICF, PWF, concrete and block • Can be applied to damp surfaces. Add 20% water for primer application. When used with yellow jacket can be built up to meet waterproofing specs. • Covers up to 80 square feet per gallon • Use yellow jacket to reinforce foundation coatings and give you waterproofing great for rough surfaces
	<p>BAKOR PLASTIC ROOF CEMENT</p> <ul style="list-style-type: none"> • A top quality cement for NIS Roll roofing or for tabbing shingles. • Cross merchandise with your rolls • Upsell to low slope Covers 40 square feet per gallon
	<p>BAKOR POT HOLE PATCH</p> <ul style="list-style-type: none"> • For larger holes self curing patch that is easy to apply. Just fill hole tamp or drive over. Cures in about 48 hours.






	<p>BAKOR PREMIUM ALUMINUM ROOF COATING</p> <ul style="list-style-type: none"> Highly reflective aluminum asphalt and fibers to revitalize and protect metal or old flat roofing. Aluminum reduces energy costs increases life and enhances appearance. Asbestos free Covers up to 80 Square feet per gallon
	<p>BAKOR RIGID INSULATION ADHESIVE</p> <ul style="list-style-type: none"> Specified by the manufactures of extruded and expanded polystyrene foams. This is the product of choice in construction.
	<p>BAKOR ROOF & FOUNDATION COATING</p> <ul style="list-style-type: none"> Rich formulation of high quality asphalt for use in damp proofing or waterproofing Non fibered Apply with brush or roller Covers up to 80 Square feet per gal
	<p>BAKOR RUBBERIZED ASPHALT SEALANT</p> <ul style="list-style-type: none"> Polybitume is a wet dry asphalt cement containing lots of rubber to stay flexible. Compatible with all modified membranes. Many uses including metal, masonry, wood and asphalt. Do not use with foam insulations!
	<p>BAKOR RUBBERIZED ROOF CEMENT</p> <ul style="list-style-type: none"> Asphalt, select fibers and rubber added in a secret formula that give great results. Used to repair roof leaks at flashings and details, seals loose shingles and masonry works in wet and dry weather. Asbestos free Coverage 15 Square feet per gallon
	<p>BAKOR SHINGLE ADHESIVE</p> <ul style="list-style-type: none"> A top quality cement for NIS roll roofing or for tabbing shingles Cross merchandise with your rolls Upsell to low slope Covers 40 Square feet per roll
	<p>BAKOR SOLAR WHITE REFLECTIVE COATING</p> <ul style="list-style-type: none"> Brilliant white elastomeric coating for metal or old flat roofs. Up to a 10 year warranty (2 years per coat) Thick heavy bodied paint for multiple uses Covers up to 60 Square feet per gallon
<p>BAKOR WATERPROOFING SYSTEMS</p> <ul style="list-style-type: none"> Bakor WP200 (Weather proofing) can be used on concrete block ICF and PWF foundations Factory controlled 60mil thickness Positive edge head seal Easy to apply 	

	<ul style="list-style-type: none"> • Use 720-33 Aquaprime or aquatic primer and polybutimine Sealant 200 Square feet per roll. • Self-adhesive, peel and stick 	058-0376 1/EA 0124-692 20 / 5% BAKOR BLUESKIN WP 200 36"X66.7 HEWP200937 (SELF ADH WTRPROOF)	
	<p>BAKOR YELLOW JACKET REINFORCING FABRIC</p> <ul style="list-style-type: none"> • Yellow jacket adds strength to your patch. • It is yellow so you can see it in the cement • Start with roof cement, build layers with yellow jacket, cover with more cement, feather edges. 	058-0480 1/EA G908-309 3 / 3% BAKOR YELLOW JACKET 6" X 50' BK99006876 (ROLL)	
	BLACKTOP PATCH	075-0028 30/EA A509-627 BLACK TOP PATCH 25KG (170125) (55LB) 25KG COVERS 2SQ FT @ 2"	
	<p>ETERNABOND TAPE</p> <ul style="list-style-type: none"> • Permanently seal any hole, seam, or crack on any roof type • Eternabond is a revolutionary leak repair tape that bonds to any surface (excluding silicone) at virtually any temperature • Eternabond mini kits are ideal for small waterproofing repairs. Each kit contains a 4" x 5' piece of Eternabond and scrub pad for cleaning the surface 		
	037-6570 1/EA K052-717 6 / 7% RMS-RSB-4-50 ETERNABOND 4"X50' BLACK		NEW
	037-6572 1/EA H052-719 6 / 7% RMS-RSW-4-50 ETERNABOND 4"X50' WHITE		NEW
	037-6574 1/EA T052-711 6 / 7% RMS-RSG-4-50 ETERNABOND 4"X50' GREY		NEW
	037-6580 1/EA G708-118 5 / 5% EB-4-RAW-BLK ETERNABOND 4"X5' MINI KIT BLACK		NEW

	037-6582	1/EA	D908-110	5 / 5%	EB-4-RAW-WH ETERNABOND 4"X5' MINI KIT WHITE	NEW
	037-6884	1/EA	A108-112	5 / 5%	EB-4-RAW-GREY ETERNABOND 4"X5' MINI KIT GREY	NEW
	INSUL-MASTIC ALL-WEATHER ROOF PATCH <ul style="list-style-type: none"> Will not freeze. Brushes at -7 degrees C 20 degrees F, in the heat of the summer or in the rain. Sticks to wet or dry surfaces. Dries to a tough, leathery coating. Used on gravel roofs, flashings, gutters and shingles. COLOUR: Black 					
	058-0185	1/EA	H045-536		7514-020 ALL WEATHER ROOF PATCH 20KG	
	058-0187	1/EA	R027-349		7514-010 ALL WEATHER ROOF PATCH 10KG	
	058-0189	1/EA	K012-537		7514-004 ALL WEATHER ROOF PATCH 4KG	
	058-0191	1/EA	L805-319	12 / 5%	7514-001 ALL WEATHER ROOF PATCH 1KG	
	INSUL-MASTIC ALUMINUM ASPHALT ROOF COATING <ul style="list-style-type: none"> A weather coating and good solar reflective coating. Used as a protective coating on smooth surface asphalt composition where a reflective or decorative surface is required. Also used for coating metal roofing and siding. COLOUR: Metallic aluminum 					
	058-0182	1/EA	L030-741		7506-004 ALUMINUM ROOF COATING 3.78L	
	058-0183	1/EA	0113-486		7506-020 ALUMINUM ROOF COATING 18.93L	
	INSUL-MASTIC ASPHALT EMULSION ROOF COATING <ul style="list-style-type: none"> Has a smooth, thick cream consistency and is odourless. It is a moisture barrier, yet not a vapour barrier, allowing moisture to escape. Use as a smooth roof top coating, highly resistant to cracking and hazing. Has a non sag consistency ideal for coating vertical foundation walls. COLOUR: Black 					
	058-0168	1/EA	G035-762		7502-020 ROOF COATING EMULSION 20L	
	INSUL-MASTIC ASPHALT PATCH <ul style="list-style-type: none"> An excellent patching material for repairing cracks and holes in asphalt. 					
	045-0204	1/EA	J014-626		2103-6.3 INSTANT ASPHALT PATCH 6.3KG	
	INSUL-MASTIC ASPHALT PLASTIC ROOF CEMENT <ul style="list-style-type: none"> A trowel grade, heavily fibred asphalt cement. Formulated to provide weather resistance, flexibility and ease of application. Dries to a tough, leathery, water resistant mat. Designed as a sealant and caulking for weather proofing seams, joints, cracks , holes etc. COLOUR: Black 					
	058-0110	1/EA	R034-577		7509-020 PLASTIC ROOF CEMENT 20KG	
	058-0112	1/EA	H020-812		7509-010 PLASTIC ROOF CEMENT 10KG	
	058-0114	1/EA	H909-543		7509-004 PLASTIC ROOF CEMENT 4KG	
	058-0116	1/EA	T804-944	12 / 5%	7509-001 PLASTIC ROOF CEMENT 1KG	
	058-0117	12/EA	G503-472		7509-300 PLASTIC ROOF CEMENT 300ML TUBE	
	058-0119	10/EA	L105-634		7509-850 PLASTIC ROOF CEMENT 850ML TUBE	
	INSUL-MASTIC ASPHALT ROOF LAP CEMENT <ul style="list-style-type: none"> A medium consistency solvent type adhesive for cold process roofing. 					

	<ul style="list-style-type: none"> The 22.5kg smooth surface roofing felt or the mineral surfaced roofing felts are recommended. COLOUR: Black 				
058-0134	1/EA	P035-754	7508-020 LAP NIS CEMENT 20KG		
058-0136	1/EA	R010-874	7508-004 LAP NIS CEMENT 4KG		
058-0138	1/EA	K805-208	12 / 5%	7508-001 LAP NIS CEMENT 1KG	
INSUL-MASTIC CLEAR GLAZE/CLEAR COAT MASONRY SEALER					
	058-0202	1/EA	J030-024	6 / 5%	3102-004 CLEARGLAZE 3.78L CONCRETE SEALER
	058-0204	1/EA	0121-207	3102-020 CLEARGLAZE/WEBSHEEN 18.9L CONCRETE SEALER	
	058-0208	1/EA	J027-353	6 / 5%	3101-004 CLEARCOAT MASONRY SEALER 4L
	INSUL-MASTIC EXTERNAL EMULSION FOUNDATION DAMP PROOFING				
	<ul style="list-style-type: none"> An odourless emulsion with thin brushing consistency. Adheres to both damp and dry construction surfaces. Used for damp proofing concrete, masonry or block wall, priming porous surfaces. 				
	058-0158	1/EA	T031-824	7151-020 DAMPROOFING EMULSION 20L	
	058-0160	1/EA	D010-051	7151-004 DAMPROOFING EMULSION 4L	
	INSUL-MASTIC EXTERNAL FOUNDATION DAMP PROOFING				
	<ul style="list-style-type: none"> An un-fibred, solvent type asphalt coating of heavy paint consistency, having good bonding and damp proofing characteristics. Used as a damp proofing coating on concrete or masonry structures, footings or culverts. COLOUR: Black 				
	058-0174	1/EA	H036-445	7102-020 CUTBACK WATERPROOFING 18.93L	
	058-0176	1/EA	R013-411	7102-004 CUTBACK WATERPROOFING 3.78L	
	INSUL-MASTIC FIBRED ASPHALT ROOF COATING				
	<ul style="list-style-type: none"> A solvent type asphalt roof coating reinforced with fibres and minerals for good weather resistance and flexibility. Will not freeze, cannot wash off and dries to a tough coat asphalt composition roofing. Maintain or repair graveled asphalt roof and paint gutter flashing and metal work. COLOUR: Black 				
	058-0120	1/EA	L039-584	7504-020 FIBRED ROOF COATING 18.93L	
	058-0122	1/EA	A012-534	7504-004 FIBRED ROOF COATING 3.78L	
INSUL-MASTIC JETSEAL					
<ul style="list-style-type: none"> Premium coal tar pitch. Protective surface treatment and seal coat for asphalt pavement. 					

	045-0200	1/EA	G022-507		2102-016 JETSEAL DRIVEWAY SEALER 16L COVERARE 320SF
	INSUL-MASTIC LEAK SEAL <ul style="list-style-type: none"> • Emergency sealer for leaks in flat roofs. • Leak seal is a high swelling material that, when wet, swells several times its original size, turns in to a gel and creates a barrier which minimizes the seepage of fluid. 				
	058-0200	1/EA	D028-176		7522-016 LEAK SEAL 16KG
	INSUL-MASTIC ROOF & FOUNDATION PRIMER <ul style="list-style-type: none"> • A thin solvent reduced penetrating primer for sealing and revitalizing dried out, absorbent surfaces before applying asphaltic top coats. • CGSB-37-GP-9 Approved. 				
	058-0126	1/EA	D409-782	36 / 5%	7501-S-510 FAST DRY PRIMER SPRAY 510G AEROSAL
	058-0127	1/EA	K011-482		7501-004 ASPHALT ROOF & FOUNDATION PRIMER 3.78L
	058-0128	1/EA	A039-739		7501-020 ASPHALT ROOF & FOUNDATION PRIMER 20L
	INSUL-MASTIC ROOF REPAIR <ul style="list-style-type: none"> • FLEX-MASTIC: Premium elastomeric asphalt patch for the superior flexible sealing of roof joints and cracks. 				
	058-0226	12/EA	G903-898		7518-300 FLEXMASTIC CAULK & PATCH 300ML
	INSUL-MASTIC WATERPROOFING EMULSION <ul style="list-style-type: none"> • Has a smooth, thick cream consistency and is odourless. • Excellent adhesion to damp and dry surfaces. • Used as a waterproofing compound to control hydro-static pressure or used as a coating for damp proofing concrete and masonry. Ideal for foundation walls, retaining walls. • COLOUR: Black 				
	058-0148	1/EA	D032-666		7101-020 WATERPROOFING COATING EMULSION 20L
	058-0150	1/EA	P011-208		7101-004 WATERPROOFING COATING EMULSION 4L
	INSUL-MASTIC WETLOOK ACRYLIC SEALERS <ul style="list-style-type: none"> • Colourless, penetrating concrete and masonry coating. Will not yellow with exterior exposure. • USES: EXTERIOR: on exposed aggregate, concrete or concrete paver to achieve the "wet" look. INTERIOR: floor sealer and dust proofer. Protective coating for concrete. 				
	058-0192	1/EA	K025-051	4 / 5%	3103-004 WET LOOK CONCRETE SEAL 4L
	SYNKO CONCRETE SEAL <ul style="list-style-type: none"> • Synko Concrete Seal is a plaster formulation designed to be trowelled over sound and dry interior concrete without the need for bonding agents. It has its own built in adhesive and rust preventative. When trowelled level, it allows Synko Ceiling textures to be applied direct, without primer, for a finished job. • Avoid freezing during application and drying. 				
	016-4028	1/EA	L020-178	40 / 5%	CONCRETE SEAL 15KG (40) 330026 (PAGE 2)
	SYNKO INTERIOR SPAN-TEXTURE WALL TEXTURE <ul style="list-style-type: none"> • Designed to add durability and beauty to any interior wall or ceiling. Asbestos free. • Dries white. 90 minutes working time on primed surfaces. • SIZE: 10kg bag. 				

	<p>016-4001 1/EA H011-877 120 / 5% SPAN-TEXTURE 10KG ORANGE BAG (330037)</p>
	<p>SYNKO KAL-TEX II CEILING TEXTURE <ul style="list-style-type: none"> • SIZE: 12KG bag. </p> <p>016-4002 1/EA J015-018 KAL TEX SPRAY TEXTURE 12KG (PAGE 2) 330040</p>
	<p>SYNKO LATEX PRIMER/SEALER <ul style="list-style-type: none"> • TIPS was designed to prime and seal new drywall surfaces. Can be used as a primer/sealer or as a surface sealer to prevent wallboard from showing through a texture finish. </p> <p>016-4054 1/PL T073-204 TIPS PRIMER SEALER 18.9L (330049) FREEZABLE</p>
	<p>SYNKO LATEX TEXTURE PRIMER <ul style="list-style-type: none"> • Designed for use on new drywall before the application of wall or ceiling texture. Dries to a white flat finish. </p>
	<p>016-4050 1/PL K043-233 32 / 5% ROLL-ON TEXTURE PRIMER 18.9L (330043) (PAGE 3) FREEZABLE</p> <p>016-4058 1/PL H045-008 32 / 5% QUICK DRY TEXTURE PRIMER 18.9L (330045) (PG 3) FREEZABLE</p>
	<p>SYNKO PROFESSIONAL LINE PRIMER</p> <p>016-4053 1/PL G043-236 32 / 5% PRO SPRAY-ON TEXTURE PRIMER 18.9L PAIL (330048) (PG3)</p>
	<p>SYNKO RUFF-TEX CEILING TEXTURE <ul style="list-style-type: none"> • An adhesive bound interior ceiling texture designed for high coverage and easy clean up. • It is easily applied with a variety of spray texture machines. Asbestos free. • SIZE: 15 kg bag </p> <p>016-4004 1/EA G015-627 60 / 5% RUFF-TEX 15KG RED (60) 330036 (PAGE 2)</p>
	<p>SYNKO SPAN-LITE <ul style="list-style-type: none"> • Spanlite is a light weight premixed spray texture that when sprayed will achieve a splatter type texture pattern. • Can be applied to drywall, plaster, concrete or brick. Will not lump or thicken up when spraying. As a result a more </p>



uniform spray pattern is achieved. For interior use only.

016-4007 1/EA K017-688 SYNKO SPAN LITE 15.5 L CARTON (332026) (75) FREEZABLE



TREMCO INSTANT PATCH ROOF REPAIR & FIBER TAPE

• Has both organic and inorganic fibres so that it dries to a tough, long lasting membrane. Rebuilds worn out roofs and flashings. Stops leaks, seals holes up to 1/4"/7mm, adheres to wet or dry surfaces. Will not shrink, sag or run.

Non freezing

• Colour: Black

058-1001 1/RL R704-241 12 / 5% 259957 FIBRE TAPE 25' INSTANT PATCH
 058-1112 1/EA K204-535 6 / 5% 36366X145 BLACK 946ML TREMCO INSTANT PATCH
 058-1114 12/EA R302-636 36368X312 BLACK 300ML TREMCO INSTANT PATCH
 058-1116 1/EA H013-583 2 / 5% 36366X155 BLACK 3.78L TREMCO INSTANT PATCH

Rebar,Weldmesh,Stucco Mesh,Wire Cloth



EXPANDED METAL LATH

016-3030 10/EA P507-594 1.75# EXPANDED METAL LATH27X96 (FOR FLOORING)



HARDWARE CLOTH

030-1590 1/RL R070-245 HARDWARE CLOTH 1/4"X36"X100' = 23 GAUGE
 030-1591 1/EA A309-414 HARDWARE CLOTH 1/4"X36"X10' 23 GAUGE
 030-1592 1/RL R074-128 HARDWARE CLOTH 3/8"X36"X100' 21 GAUGE
 030-1593 1/EA 0109-416 HARDWARE CLOTH 1/4"X48"X100' = 23 GAUGE
 030-1594 1/RL R038-472 HARDWARE CLOTH 1/2"X36"X50' = 19 GAUGE
 030-1595 1/EA J709-418 HARDWARE CLOTH 1/2"X36"X10' 19 GAUGE
 030-1596 1/RL H054-447 HARDWARE CLOTH 3/4"X36"X100' = 19 GAUGE
 030-1597 1/EA J078-824 HARDWARE CLOTH 3/4"X48"X100' = 19 GAUGE
 030-1598 1/EA P075-293 HARDWARE CLOTH 1/2"X36"X100' = 19 GAUGE
 030-1600 1/EA D098-211 HARDWARE CLOTH 1/8"X36"X100' = 27 GAUGE
 030-1602 1/EA 0108-246 HARDWARE CLOTH 1/2"X48"X100'



POULTRY NETTING


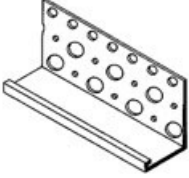

- 1" - 22 Gauge
- 2"- 21 Gauge

033-4314 1/RL H804-919 POULTRY NETTING 1"X24"X25'
 033-4318 1/RL H807-411 POULTRY NETTING 1"X36"X25'
 033-4320 1/RL L309-247 POULTRY NETTING 1"X48"X25'
 033-4328 1/RL D303-003 POULTRY NETTING 2"X24"X25'
 033-4332 1/RL H304-470 POULTRY NETTING 2"X36"X25'
 033-4334 1/RL R306-003 POULTRY NETTING 2"X48"X25'
 033-4344 1/RL L016-127 POULTRY NETTING 1"X36"X50'
 033-4347 1/RL R409-415 POULTRY NETTING 2"X36"X50'
 033-4352 1/RL P030-591 POULTRY NETTING 1"X36"X100'
 033-4354 1/RL H042-359 POULTRY NETTING 1"X48"X100'
 033-4357 1/RL G106-356 POULTRY NETTING 2"X24"X50'
 033-4362 1/RL J012-123 POULTRY NETTING 2"X24"X100'
 033-4364 1/RL G017-063 POULTRY NETTING 2"X36"X100'
 033-4366 1/RL D012-004 POULTRY NETTING 2"X48"X50'
 033-4378 1/RL T020-353 POULTRY NETTING 1"X24"X100'
 033-4382 1/RL A024-475 POULTRY NETTING 2"X48"X100'

REBAR CORNERS

016-3080 25/EA L901-076 10MM X 2' X 2' REBAR CORNER

	016-3082	25/EA	G502-338	15MM X 2' X 2' REBAR CORNER
	REBAR REINFORCING STEEL Rebar Reinforcing Steel			
	016-3050	200/BDL	R202-502	10MM X 3 METERS REBAR GRADE400
	016-3052	180/BDL	T504-416	10MM X 6 METERS REBAR GRADE400
	016-3054	200/BDL	P804-744	15MM X 3 METERS REBAR GRADE400
	016-3056	100/BDL	P408-559	15MM X 6 METERS REBAR GRADE400
	016-3058	152/BDL	T206-324	#4 (1/2") X 20 FEET REBAR 400
	016-3060	152/BDL	J503-650	#4 (1/2") X 10 FEET REBAR 400
	REBAR STAKES			
	016-3092	50/EA	K610-595	10MM X 2' REBAR STAKE
	016-3094	25/EA	H210-924	10MM X 3' REBAR STAKE
	016-3096	25/EA	P801-220	10MM X 4' REBAR STAKE
	REBAR TIE WIRE AND LOOPS • Gauge 16			
	016-3070	1/BDL	T019-297	16GA BLK ANN 4" WIRE LOOP TIES
	016-3072	1/BDL	R020-593	16GA BLK ANN 5" WIRE LOOP TIES
	016-3074	1/BDL	T022-238	16GA BLK ANN 6" WIRE LOOP TIES
	016-3078	1/BDL	R027-833	16GA BLK ANN 8" WIRE LOOP TIES
	030-1588	16/EA	L102-356	32 / 8% TIE WIRE REBAR 16 GAUGE (16)
	REBAR TIE WIRE TWISTER • Safely and easily twists wire bar ties • Hardwood handle • Rugged design			
	030-1589	1/EA	R301-569	14731 TIE WIRE TWISTER
	STEEL STUDS			
	016-3000	10/EA	A604-284	3 5/8X1 1/4X8'25GA STEEL STUDS
	016-3002	10/EA	J805-355	3 5/8X1 1/4X10'25GA STEEL STUD
	016-3004	10/EA	D406-426	3 5/8X1 1/4X12'25GA STEEL STUD
	016-3023	10/EA	K403-648	2 1/2"X1 1/4X8' 25GA STL STUDS ** NOTE 2 1/2" **
	016-3024	10/EA	G504-550	2 1/2X1 1/4X10' 25GA STL STUDS * NOTE 2 1/2" STUDS *
	STEEL TRACK FOR USE WITH STEEL STUDS			
	016-3022	10/EA	G905-032	3 5/8X1 1/4X10' 25GA STL TRACK
	016-3026	10/EA	D204-057	2 1/2"X1 1/4X10'25GA STL TRACK * NOTE 2 1/2" TRACK *
	STUCCO MESH • 2"x 2" 16/16 gauge • Galvanized welded stucco mesh for use on exterior of homes, condominiums, town houses, etc. • Used to reinforce stucco			
	030-1582	1/EA	L065-005	2X2X16/16G STUCCO MESH 48X112' CODE# 12130

	030-1586 1/EA G065-009 2X2X16/16G STUCCO MESH 54X100' CODE # 12154
	<p>STUCCO STOP WITH WEEP HOLES</p> <hr/> <p>016-3032 20/EA K903-132 3/4" WIDE FLANGE STUCCO STOP X 10' (WITH WEEPHOLES)</p>
	<p>WELDMESH</p> <ul style="list-style-type: none"> • SPACING: 6" x 6" • GAUGE: 10/10 <hr/> <p>030-1990 1/RL 0298-995 WELDMESH 6X6X10X10-90"X200' CODE # 03309 10 GAUGE</p> <p>030-1992 100/EA H011-507 WELDMESH 6X6X10/10 7'6"X10' CODE # 09155 10 GAUGE</p>