
















| ITEM Code | Pack | Dealer | Break Qty | Break % | Description | Type |
|---|---|----------|-----------|---------|--|------|
| Brooms, Mops, Cloths, Pads & Sponges | | | | | | |
|  | BROOMS - FOLD A BROOM WITH DUSTPAN | | | | | |
| 042-0205 | 1/EA | K908-676 | | | FOLD A BROOM WITH DUSTPAN | NEW |
|  | BROOMS, CORN | | | | | |
| | <ul style="list-style-type: none"> #754 Kitchenkeeper Household Corn Broom <ul style="list-style-type: none"> • A lightweight corn mix broom to pick up dust and dirt on kitchen floors • It has a 4-string construction with a comfortable 7/8" painted handle #763 Warrior Warehouse Corn Broom <ul style="list-style-type: none"> • A 100% corn fibre for warehouse sweeping conditions • It has a 3-string/1 steel band construction for added durability • Strong 1/1/8" varnished handle | | | | | |
| 042-0114 | 1/EA | K703-941 | | | 754 HOUSEHOLD ECONO CORN BROOM | |
| 042-0116 | 1/EA | P905-710 | | | 763 WAREHOUSE CORN BROOM | |
| 042-0117 | 1/EA | J302-392 | | | 17521 CORN WHISK LIL WHISKERS | |
| 042-0119 | 1/EA | G807-186 | | | 761 HUSKY INDUSTRIAL CORNBROOM 1 1/8" HANDLE | |
| | BROOMS, HANDLES | | | | | |
| | <ul style="list-style-type: none"> #52504 54" x 15/16" Wood Thread Handle <ul style="list-style-type: none"> • An economical handle for all your cleaning requirements #52510 60" x 15/16" Wood w/Metal Thread Handle <ul style="list-style-type: none"> • Metal tip adds durability for longer thread life #99051 Summit 60" x 15/16" Metal Handle <ul style="list-style-type: none"> • With reinforced hex-shaped tip | | | | | |
|  | 042-0142 | 1/EA | A601-917 | | 52504 54"X 15/16" WOOD THREAD HANDLE | |
|  | 042-0143 | 1/EA | H803-099 | | 52510 60"X 15/16" WOOD HANDLE W/METAL TIP | |
|  | 042-0144 | 1/EA | J702-796 | | 99051 60" EPOXY METAL HANDLE | |
|  | BROOMS, OSKAR BROOMS | | | | | |
| | <ul style="list-style-type: none"> • With an angle superior to all other brooms • 2 sizes: Small with "clip" dustpan and Large | | | | | |
| 042-0206 | 1/EA | J108-734 | | | 21073 SMALL OSKAR BROOM WITH DUSTPAN | |
| 042-0209 | 1/EA | R010-324 | | | SUPER ANGLE PRO BROOM 106061 | NEW |

| | |
|--|--|
|  | <p>BROOMS, PUSH DRIVEWAY</p> <ul style="list-style-type: none"> • "Roadhog" - the ultimate driveway broom • Contractor tough, but made specifically for home owners who demand quality and durability from their tools • It has a 24" high-impact plastic block filled with durable, weather resistant synthetic fibre • Features a powder-coated heavy-duty brace and tubular steel handle, with a reinforced tip and a swivel grip for hanging it up when the job is done |
|  | <p>BROOMS, PUSH INDOOR CLIPPED</p> <ul style="list-style-type: none"> • Summit indoor brooms with a black painted block are supplied boxed and clipped to a 60" epoxy coated metal handle with a swivel hanger • The flagged poly fibre picks up dust and fine dirt on indoor smooth floor surfaces • 18" size |
|  | <p>BROOMS, PUSH OUTDOOR CLIPPED</p> <ul style="list-style-type: none"> • Summit outdoor push brooms are supplied boxed and clipped to a 60" epoxy-coated metal handle with a swivel hanger • The stiff poly fibre sweeps up dirt and debris outdoors, or on rough indoor floor surfaces • 24" size |
|  | <p>BROOMS, PUSH PATIO KNOCK DOWN</p> <p>#99480 14" Patio Synthetic Push Broom</p> <ul style="list-style-type: none"> • Stiff sweep patio broom for small area sweeping on walkways, patios, and decks • 14" block sold knock-down with 48" wood handle |
|  | <p>BROOMS, PUSH PROFESSIONAL FINE</p> <p>Professional's Choice Fine Sweep Push Brooms</p> <ul style="list-style-type: none"> • For general use on smooth floor surfaces, such as woodworking and autobody shops or basement floors • Flagged polystyrene fibre traps and moves dust and fine dirt particles • Lacquered hardwood block is assembled with a powder coated, heavy duty brace and bolt-on 60" x 1-1/8" handle • Available in 18" and 24" size block |
|  | <p>BROOMS, PUSH PROFESSIONAL MEDIUM</p> <p>Professional's Choice Medium Sweep Push Broom</p> <ul style="list-style-type: none"> • Made with a sturdy, long-wearing polystyrene fibre • Perfect for driveways, sidewalks, patios and warehouses • An ideal choice for industrial use • Lacquered, hardwood block is assembled with a powder-coated, heavy-duty brace and bolt-on 60" x 1-1/8" handle • Available in 18" and 24" block size |
|  | <p>BROOMS, PUSH PROFESSIONAL ROUGH SURFACE</p> <p>Professional's Choice Rough Surface Push Broom</p> <ul style="list-style-type: none"> • Provides the most aggressive sweeping action available • Coarse, polypropylene fibre gives that extra sweeping power needed for the toughest jobs • Use on construction site, in garages, or for street sweeping • Lacquered hardwood block assembled with a powder coated, heavy-duty brace and 60" x 1-1/8" bolt-on handle • 24" block |
|  | <p>BROOMS, PUSH PROFESSIONAL STIFF</p> <p>Professional's Choice Stiff Sweep Push Brooms</p> <ul style="list-style-type: none"> • Excellent for contractors, street departments and lumberyards • Works well on asphalt, concrete or wood surfaces and has the unique sweeping action that only polystyrene fibre provides • Lacquered, hardwood block is assembled with a powder-coated, heavy-duty brace and bolt-on 60" x |

| | |
|---|--|
|  | <p>1-1/8" handle • Available in 18" and 24" block size</p> <p>042-0103 1/EA P502-005 2533 BROOM BRACE FOR #77236 NEW</p> |
|  | <p>042-0104 1/EA J014-693 77236 36" ROUGH SURFACE BROOM HEAD ONLY - STIFF</p> |
|  | <p>042-0105 1/EA T705-774 2532 BOLT ON HANDLE FOR 77236 NEW</p> |
|  | <p>042-0106 1/EA A031-681 99953 PRO 36" PUSH BROOM STIFF</p> |
|  | <p>042-0130 1/EA R018-821 99951 PRO 18" PUSH BROOM STIFF</p> |
|  | <p>042-0131 1/EA G020-486 99952 PRO 24" PUSH BROOM STIFF</p> |
|  | <p>BROOMS, PUSHBROOMS WITH SCRAPERS</p> <p>042-0112 1/EA R023-893 99824 24" PUSH BROOM W/SCRAPER</p> |
| | <p>BROOMS, UPRIGHT DUAL ANGLE</p> <ul style="list-style-type: none"> • Heavy-duty 9" foam plastic block, molded with two handle holes: one angled, one upright • Flagged blue 4" synthetic filament trim sweeps fine debris |

| | | | | |
|---|---|------|----------|---|
|  | 042-0137 | 1/EA | D908-143 | 99250 DUAL ANGLE UPRIGHT BROOM |
|  | BRUSHES, ALL PURPOSE COUNTER <ul style="list-style-type: none"> • General purpose synthetic horse hair brush • Useful for sweeping fine dust and dirt particles from counters and benches | | | |
| | 042-0139 | 1/EA | D802-655 | 85 COUNTER BRUSH BLACK FIBRE |
| BRUSHES, DECK <ul style="list-style-type: none"> • Synthetic acid resistant deck brush with plastic block | | | | |
|  | 042-0098 | 1/EA | H808-599 | 303 5"ROUND WINDOW/BOAT BRUSH 303 SYNTHETIC BRUSH |
|  | 042-0140 | 1/EA | J604-839 | 347 10" DECK BRUSH PLASTIC -ACID RESISTANT |
|  | BRUSHES, VILEDA SCRUB BRUSH (IRON STYLE) <ul style="list-style-type: none"> • Ergonomic designed brush • Patented 3D MicroPearls bristles structure to reach under dirt and quickly lift it away for deep cleaning • Ergonomic cleaning brush with easy-to-hold soft handle | | | |
| | 042-0233 | 1/EA | L302-569 | 030543 SCRUB BRUSH(IRON STYLE) POWERFIBRES |
| DUST PANS, HAND <ul style="list-style-type: none"> • #180 12" Metal Dust Pan • Black polytex metal dust pan for general dust and debris pick-up • #181 Polypropylene Dust Pan • Excellent for picking up general dust and debris | | | | |
| NO IMAGE | 042-0146 | 1/EA | A209-368 | 99980 JUMBO ALUMINUM DUST PAN |
|  | 042-0147 | 1/EA | R604-162 | 180 12" METAL DUST PAN |
| | 042-0148 | 1/EA | A503-005 | 181 12" PLASTIC DUST PAN |



HOUSEHOLD BUCKET

042-4122 1/EA J704-996 SC-P101 9 QUART PAIL



MALLORY 889-34 LONG REACH BRUSH

- 34" overall length
- Available in red and blue

040-7346 1/EA G807-300 989-34 SNOWORX 34" W/VELV BRIS

MOPS, VILEDA BEE MOPS

- The famous Bee Mop with lever controlled wringer so hands never touch the water
- Extra resistant to harsh detergents

042-0200 1/EA G017-636 6 / 4% 20702 VILEDA BEE MOP CLASSIC



042-0202 1/EA J205-568 6 / 5% 2075 VILEDA BEE MOP REFILL SPONGE REFILL



042-0204 1/EA J704-952 6 / 5% 21051 VILEDA RED BEE PAIL



MOPS, VILEDA EASY SQUEEZE MOP 17800

- Cellulose sponge hinge mop with scrubber for tough stains
- Overmolded soft handle for a better grip

042-0199 1/EA D809-119 4 / 6% 17800 EASY SQUEEZE MOP VILEDA

MOPS, VILEDA FIBRO-CONTACT MOP

- Cleans your floors thoroughly
- Improved design for a better corner cleaning
- Can be used dry or wet

- Ideal for dusting walls and ceilings
- 360 degrees swivel head
- Efficient on all types of floors
- Machine washable and easy to change refill



042-0217 1/EA D014-282 6 / 5% 20676 VILED A FIBRO-CONTACT MOP



042-0218 1/EA H907-343 20677 VILED A FIBRO-MOP REFILL FOR # 20676

MOPS, VILED A MICROFIBRE TWIST MOP

- Large head
- More absorbent than a conventional mop
- No lint is left on the floor
- Mop head can be machined washed



042-0210 1/EA R809-055 6 / 5% 20638 VILED A MICRO FIBER TWIST MOP



042-0212 1/EA H605-828 20639 TWIST MOP REFILL



042-0214 1/EA K608-328 20640 VILED A QUICK WRING PAIL

MOPS, VILED A PROMIST



042-0211 1/EA L019-719 4 / 5% 131299 VILED A PROMIST MOP

NEW

042-0213 1/EA D306-369 131300 VILED A PROMIST DURABLE REFILL

NEW



042-0215 1/EA A506-361 131279 PROMIST DISPOSABLE REFILL 10/BAG NEW



042-0216 1/EA H503-550 132157 PROMIST REFILLABLE BOTTLE NEW



SWEEP MAGNET 8" NO. SM8

042-0125 1/EA R011-569 SM8 8" SWEEP MAGNET



TOILET BRUSH WITH CADDIE

- Toilet cleaning brush with MicroPearls bristles for deep cleaning

042-0238 1/EA P203-824 030510 TOILET BRUSH W/CADDIE POWERFIBRES



VILED A DISH AND SINK BRUSH

- Specially designed to wash dishes and sinks
- Cleaning brush with square tip and soft grip handle

042-0230 1/EA P802-566 030541 DISH & SINK BRUSH RECT. POWERFIBRES









VILED A EASY SQUEEZE REFILL

- Absorbent sponge leaves floors drier

042-0198 1/EA P405-215 6 / 6% 17810 EASY SQUEEZE REFILL

VILED A POTS AND PANS ROUND BRUSH




- Specially designed to wash all pots and pans
- Cleaning brush with round tip and soft grip handle






| | | | | |
|---|--|------|----------|---|
|  | 042-0231 | 1/EA | A102-567 | 030542 POTS & PANS BRUSH ROUND POWERFIBRES |
|  | WET FLOOR SIGNS <ul style="list-style-type: none"> • Trilingual Wet Floor Sign • Sturdy, economical slip hazard sign • Folds flat for easy storage or to hang on janitors carts • 24.5" tall x 12" wide | | | |
| | 042-0110 | 1/EA | R709-785 | 86097 WET FLOOR SAFETY SIGN 86097 |
|  | WIPES, RAGS, CLOTHS - KITCHEN CLOTHS | | | |
| | 042-0008 | 1/EA | L201-380 | 10 /10% AZ442603 CHEESE CLOTH 3 YARDS X 33-1/2"(2.7M X 84CM) |
| WIPES, RAGS, CLOTHS - TOWELS & RAGS <ul style="list-style-type: none"> • 75250 Rags-In-A-Box -200 towels per box -Easy dispensing -Clothlike strength -More economical than cloth -Remarkably lint-free -Consistent quality -Sheet size 10" x 14" -Clean and white rags | | | | |
|  | 042-1463 | 1/EA | T013-361 | 1 / 2% 75250 RAGS IN A BOX 200 COUNT 64 BOXES/PALLET |
|  | 042-1464 | 1/EA | G702-541 | 36 / 5% 75120 SCOTT BLUE SHOP TOWELS 1-PLY CLOTH LIKE PAPER WIPER. |
|  | 042-1469 | 1/PK | T805-853 | 18 / 6% 20100 TUFF SHOP TOWELS 3/PAK 1-PLY CLOTH LIKE PAPER WIPER. NEW |

| | |
|---|--|
| Household Cleaners & Sealers | |
|---|--|

| |
|--|
| 3-IN-ONE OIL W/ TELESCOPING SPOUT 118ML |
|--|

- Easily fits into hard-to-reach places

| | | | | | | | | | | | | | | | | | | | | | | | | | | | | | | | |
|---|--|----------|--------|---|--------|-------------------------------|-----|----------|------|----------|--|---------------------------------------|--|----------|------|----------|--|---|-----|----------|------|----------|--|------------------------------------|--|----------|------|----------|--|--|--|
|  | <ul style="list-style-type: none"> • "Tool Kit In A Can" for professional and do-it yourselfers • Telescoping Spout helps pinpoint applications when precise control is required • Used for small mechanisms, tools maintenance and threads on screws and bolts • Also used by sports enthusiasts for sports equipment | | | | | | | | | | | | | | | | | | | | | | | | | | | | | | |
|  | <p>3-IN-ONE SPRAY PENETRANT 311G</p> <ul style="list-style-type: none"> • Fast acting formula loosen rusted or stuck parts, and works to remove gream and grime from a variety of surfaces • Helps prevent rust and corrosion • Can be used on pipes, fittings, locks, chains, nuts , lug nuts, tools or anything else that needs loosening | | | | | | | | | | | | | | | | | | | | | | | | | | | | | | |
|  | <p>3-IN-ONE SPRAY SILICONE 311G</p> <ul style="list-style-type: none"> • Provides high-performance lubrication and corrosion protection, in a quick-drying no-mess formula • Safe for use on metal, rubber, vinyl, wood, and much more • Lubricates doors, locks, hinges, belts windows, latches, zippers, switches, fishing equipment, valves , tools, chains belts, sports equipment, lawn equipment, linkages, pulleys, fans and more • Protects electrical parts such as distributors, ignition wires, sparkplugs, tools and pool and marine equipment | | | | | | | | | | | | | | | | | | | | | | | | | | | | | | |
|  | <p>3-IN-ONE SPRAY WHITE LITHIUM 290G</p> <ul style="list-style-type: none"> • Water and heat resistant formula • Long-lasting, heavy-duty lubrication in an aerosol can • Reduces friction while protecting against rust and corrosion • Sprays on evenly as a liquid, and sets up dry for a thick coating • It will not splatter, melt, run, wash off or freeze • Can be used for Automotive, Home, Marine and Shop uses | | | | | | | | | | | | | | | | | | | | | | | | | | | | | | |
|  | <p>30 SECONDS CLEANER</p> <ul style="list-style-type: none"> • Moss, mold and mildew remover. • Ideal for cleaning your house, driveway, roof, pathway, tiles and deck (or just about anywhere!) • Select the 30 second cleaner that does the job for you. <table border="1" data-bbox="337 1199 1567 1377"> <tr> <td>057-1082</td> <td>1/EA</td> <td>L505-061</td> <td></td> <td>30 SECONDS OUTDOOR CLEANER 1L</td> <td></td> </tr> <tr> <td>057-1083</td> <td>1/EA</td> <td>R809-886</td> <td></td> <td>30 SECONDS OUTDOOR CLEANER 3.78 LITRE</td> <td></td> </tr> <tr> <td>057-1085</td> <td>1/EA</td> <td>H705-941</td> <td></td> <td>30 SECONDS INDOOR MOLD REMOVER 500ML READY TO USE SPRAY</td> <td>NEW</td> </tr> <tr> <td>057-1091</td> <td>1/EA</td> <td>D018-637</td> <td></td> <td>30 SECONDS SPRAY & WALK AWAY 3.78L</td> <td></td> </tr> <tr> <td>057-1096</td> <td>1/EA</td> <td>R047-507</td> <td></td> <td>30 SECONDS OUTDOOR CLEANER 20 LITRE PAIL</td> <td></td> </tr> </table> | 057-1082 | 1/EA | L505-061 | | 30 SECONDS OUTDOOR CLEANER 1L | | 057-1083 | 1/EA | R809-886 | | 30 SECONDS OUTDOOR CLEANER 3.78 LITRE | | 057-1085 | 1/EA | H705-941 | | 30 SECONDS INDOOR MOLD REMOVER 500ML READY TO USE SPRAY | NEW | 057-1091 | 1/EA | D018-637 | | 30 SECONDS SPRAY & WALK AWAY 3.78L | | 057-1096 | 1/EA | R047-507 | | 30 SECONDS OUTDOOR CLEANER 20 LITRE PAIL | |
| 057-1082 | 1/EA | L505-061 | | 30 SECONDS OUTDOOR CLEANER 1L | | | | | | | | | | | | | | | | | | | | | | | | | | | |
| 057-1083 | 1/EA | R809-886 | | 30 SECONDS OUTDOOR CLEANER 3.78 LITRE | | | | | | | | | | | | | | | | | | | | | | | | | | | |
| 057-1085 | 1/EA | H705-941 | | 30 SECONDS INDOOR MOLD REMOVER 500ML READY TO USE SPRAY | NEW | | | | | | | | | | | | | | | | | | | | | | | | | | |
| 057-1091 | 1/EA | D018-637 | | 30 SECONDS SPRAY & WALK AWAY 3.78L | | | | | | | | | | | | | | | | | | | | | | | | | | | |
| 057-1096 | 1/EA | R047-507 | | 30 SECONDS OUTDOOR CLEANER 20 LITRE PAIL | | | | | | | | | | | | | | | | | | | | | | | | | | | |
|  | <p>CLOROX CLEAN-UP BLEACH CLEANER</p> <ul style="list-style-type: none"> • Kills 99.9% of germs and removes tough stains • Has a clean, fresh scent • Contains a powerful cleaner and Clorox bleach | | | | | | | | | | | | | | | | | | | | | | | | | | | | | | |
|  | <p>DISHWASHER MAGIC</p> <table border="1" data-bbox="337 1797 1567 1839"> <tr> <td>067-8424</td> <td>1/EA</td> <td>G104-145</td> <td>6 / 5%</td> <td>25-DW DISHWASHER MAGIC 354ML</td> <td>NEW</td> </tr> </table> | 067-8424 | 1/EA | G104-145 | 6 / 5% | 25-DW DISHWASHER MAGIC 354ML | NEW | | | | | | | | | | | | | | | | | | | | | | | | |
| 067-8424 | 1/EA | G104-145 | 6 / 5% | 25-DW DISHWASHER MAGIC 354ML | NEW | | | | | | | | | | | | | | | | | | | | | | | | | | |
| GOJO CHERRY GEL PUMICE HAND CLEANER | | | | | | | | | | | | | | | | | | | | | | | | | | | | | | | |

| | | | | | |
|---|----------|------|----------|--|-----|
|  | 057-8186 | 1/EA | G010-611 | 2356-02 GOJO CHERRY GEL PUMICE HAND CLEANER W/PUMP 2L | NEW |
|  | 057-8189 | 1/EA | H103-112 | 2354-08 GOJO CHERRY GEL PUMICE HAND CLEANER 10 OZ BOTTLE | NEW |
| GOJO NATURAL ORANGE PUMICE HAND CLEANER | | | | | |
|  | 057-8180 | 1/EA | A010-828 | 0955-02 GOJO NATURAL ORANGE PUMICE HAND CLEANER 1 GALLON | NEW |
|  | 057-8183 | 1/EA | K010-157 | 0958-04 GOJO NATURAL ORANGE PUMICE HAND CLEANER 1/2 GALLON | NEW |
| GOJO SCRUBBING WIPES | | | | | |
|  | 057-8192 | 1/EA | R604-140 | 6383-06 GOJO SCRUBBING WIPES 25 COUNT CANISTER | NEW |
|  | 057-8195 | 1/EA | J109-856 | 6396-06 GOJO SCRUBBING WIPES 72 COUNT CANISTER | NEW |
| <p>GREENWORKS HOUSEHOLD CLEANERS</p> <p>ALL PURPOSE CLEANER</p> <ul style="list-style-type: none"> • Works on grease, grime, dirt soils and messes • Safe to use on counters, appliances, stainless steel, sealed granite, chrome, cook top hoods, sinks, and toilets <p>TOILET BOWL CLEANER</p> <ul style="list-style-type: none"> • Removes rust, mineral deposits and hard water • Safe for plumbing and septic systems <p>BATHROOM CLEANER</p> <ul style="list-style-type: none"> • Works on tough stains such as soap scum, hard water and rust • Safe to use on counters, sinks, tubs, tiles and shower doors <p>GLASS AND SURFACE CLEANER</p> <ul style="list-style-type: none"> • Cuts through filmy residue • Safe to use on glass, mirrors, appliances and stainless steel <p>DILUTABLE CLEANER</p> | | | | | |

- Works on grease, grime and dirt
 - Safe to use on non-wood floors, counters, sinks, stoves, garbage cans and toilets
- They all give you powerful, natural cleaning without harsh chemical fumes!



057-8170 1/EA K802-953 01064 GREEN WORKS ALL PURPOSE CLEANER 946ML



057-8172 1/EA H802-900 01065 GREENWORKS TOILET BOWL CLEANER 709ML



057-8174 1/EA T202-902 01068 GREENWORKS BATHROOM CLEANER 709ML



057-8176 1/EA R603-006 01067 GREENWORKS GLASS & SURFACE CLEANER 946ML



057-8178 1/EA R602-906 01066 GREENWORKS DILUTABLE CLEANER 828ML



GROUT & TILE CLEANER

- Removes Mildew and Soap Scum from all bathroom surfaces
- No fumes, Non- toxic, Biodegradable, Septic Safe
- Extra Strength
- For use on all tile surfaces, tubs, sinks, showers and fixtures

057-8106 1/EA J803-908 10-92500 TILE GROUT CLEANER/ SPRAY BOTTLE 500ML










GROUT SEALER

- Seals grout lines on tile walls, floors and counters
- Dries clear with no fumes
- One bottle covers 80-100 sq. feet

057-8099 1/EA G103-045 4-93227 TILE GROUT SEALER REFILL 227ML

JET BATH CLEANER WHIRLOUT

| | | | | | | |
|---|---|------|----------|---------|---|-----|
|  | 067-8436 | 1/EA | R405-048 | 6 / 5% | 25-WO WHIRLOUT JET BATH CLEANR -680G | NEW |
|  | LIQUID-PLUMR <ul style="list-style-type: none"> • Professional strength clog remover • Thick patented formula cuts through standing water • Improved to work even better on slow drains • Safe on pipes and septic systems | | | | | |
| | 057-8152 | 1/EA | H203-213 | 9 / 5% | 01811 900ML LIQUID PLUMR PRO CLOROX (PLUMBER) | |
| | ORANGE TKO CLEANER <ul style="list-style-type: none"> • 100% natural • Cleaner/degreaser for household, automotive and industrial use • Stain remover for carpets, clothing and upholstery • Cleans air/cuts odor • Pet/Agricultural uses | | | | | |
|  | 057-8205 | 1/EA | K303-514 | | ORANGE TKO CLEANER 57ML | |
|  | 057-8206 | 1/EA | G309-847 | 1 / 18% | ORANGE TKO CLEANER 236ML | |
|  | PINE-SOL CLEANERS | | | | | |
| | 057-8154 | 1/EA | T303-136 | 12 / 5% | 40294 800ML PINE-SOL CLEANSER CLOROX | |
| | 057-8156 | 1/EA | P503-138 | 12 / 5% | 50226 PINE-SOL LEMON FRESH 800 ML CLOROX | |
|  | ROOT CLEAR ROOT REMOVER | | | | | |
| | 067-8432 | 1/EA | H909-510 | 6 / 5% | 25-RC ROOT CLEAR ROOT REMOVER -907G | NEW |
|  | RUST STAIN REMOVER - SUPER IRON OUT | | | | | |
| | 067-8394 | 1/EA | R013-152 | 6 / 5% | 25-02 SUPER IRON OUT 2.27KG | NEW |

| | | |
|---|--|--|
|  | S.O.S. SOAP PADS | <ul style="list-style-type: none"> The quickest way to thoroughly clean tough, stuck-on messes |
| | 057-8162 1/EA L701-896 12 / 5% 98028 S.O.S. SOAP PADS 10/PK | |
|  | SCOTCHGUARD RUG OR FABRIC CLEANER SEALER | |
| | 057-8301 1/EA T607-840 SGC-RC 3M SCOTCH GUARD CLEANER FOR RUGS & CARPETS | |
| | 057-8302 1/EA D507-661 SGC-FU 3M SCOTCH GUARD CARPET & UPHOLSTERY CLEANER | |
|  | SHELL BUSEY'S D GREASE FORMULA | <ul style="list-style-type: none"> Cleans oil and grease spots from asphalt and concrete Prepares Pavement and Masonry for applications of Sealers. Degreases Machinery, Tools BBQ Grills Etc. |
| | 057-1098 1/EA H308-803 SHELL BUSEY D-GREASE SPRAY 1L MULTI PURPOSE CLEANER | |
|  | SHELL BUSEY'S HOME CLEANING FORMULA | <p>Super concentrated - makes up to 50 gallons</p> <p>HEAVY DUTY CLEANING Removes algae, mildew, dirt, grease & stains from all types of awnings, decks, wood, garages, driveways, concrete, asphalt.</p> <p>MEDIUM DUTY CLEANING Cleans & brightens vinyl, stucco, aluminum siding, exterior shutters, soffit, fascia, gutters & downpipes.</p> <p>LIGHT DUTY CLEANING Interior uses: paint preparation, walls, floors, cabinets, countertops, fingerprints, ceramic tile & porcelain fixtures.</p> |
| | 057-1080 1/EA G608-051 1 / 6% SHELL BUSEY'S CLEANER 850G 45X15 = 675 / PALLET. | |
|  | SPOT SHOT CARPET CLEANER | <ul style="list-style-type: none"> The one step carpet stain remover which leaves no ring or residue Works on both oil and water-based stains, regardless of age Non-toxic, non-corrosive and non-flammable Will not dull or damage any synthetic fiber Neutral Ph factor. |
| | 057-8112 1/EA P807-055 12 / 5% 00912 SPOT SHOT CARPET CLEANER 14OZ | |
| | SPRAY NINE CLEANER | <ul style="list-style-type: none"> Ideal for household, industrial, institutional & automotive surfaces! |
|  | 057-8322 1/EA J604-851 C26825 SPRAY NINE CLEANER 739ML | |
|  | 057-8324 1/EA D805-742 12 / 5% C26832 SPRAY NINE CLEANER 946ML | |
| | SPRAY NINE ORANGE LIGHTNING | <ul style="list-style-type: none"> Degreaser/ Cleaner that zaps through tough grease on contact Industrial strength power - Dissolves grease and grim on contact Versatile - Cutes heavy grease, dirt and grime from engines, tools, garage floors, asphalt drives and more! |



- User Friendly - Formulated with pure orange oil

057-8361 1/EA P905-743 C47832RE ORANGE LIGHTING 946ML

SPRAY NINE OUTDOOR WINDOW WASH

- Concentrated Window Cleaner
- Just attach hose, spray and rinse
- Also Ideal for Glass, Awnings and Metal
- Easy-to-use hose attachment
- Leaves glass sparkling clean
- 7.62m reach



057-8362 1/EA L706-329 C23510 OUTDOOR WINDOW WASH 1L



057-8364 1/EA A304-958 C26725 BBQ GRILL CLEANER 739ML



057-8366 1/EA J605-939 C27032 SPRAY NINE MARINE 946ML



057-8368 1/EA G605-740 C15825 FIREPLACE CLEANER 739ML









057-8370 1/EA P905-743 C27532 TUB'N TILE CLEANER 950M


THOMPSON'S WATERSEAL - ASSORTED


050-1000 1/EA J016-297 40014-16 THOMPSON'S WATERSEAL 3.78L LOW VOC


NEW








| | | | | | | | |
|---|--|------|----------|--------|---|--|-----|
|  | | | | | | | |
|  | 050-1001 | 1/EA | R034-049 | | 40011-02 THOMPSON'S WATERSEAL 9.45L LOW VOC | | NEW |
|  | 050-1002 | 1/EA | D017-199 | | 51004-16 THOMPSON'S ULTRA WATERSEAL 3.78L | | NEW |
|  | 050-1005 | 1/EA | R012-096 | | 52503-16 THOMPSON'S WATERSEAL DECK CLEANER/BRIGHTENER 3.78L | | NEW |
|  | TILE GUARD <ul style="list-style-type: none"> • Restores grout to original whiteness and cleans ceramic tile • Mildew Resistant • Seals grout, waterproofs • Guards against soiling • Safe and easy to use • Plastic container • Lasts for years | | | | | | |
| | 057-8101 | 1/EA | P703-363 | | 4-94000 TILE GROUT RE-WHITENER 127ML | | |
|  | TILEX CLEANERS MILDEW REMOVER No scrubbing Disinfects while it cleans SOAP SCUM REMOVER Cuts through tough soap scum Formulated to dissolve soap scum on contact Great lemon scent Disinfects while it cleans FRESH SHOWER Daily shower cleaner The easy way to step into a clean sparkling shower everyday Also comes in "Fresh Mist" scent | | | | | | |
| | 057-8168 | 1/EA | L703-029 | 9 / 5% | 12440 TILEX FRESH SHOWER 946 ML CLOROX | | |
| | WD40 OIL <ul style="list-style-type: none"> • Stops squeaks. • Protects metal. • Loosens rusted parts. • Frees sticky mechanisms. • Displaces moisture. • Penetrates. • Protects. • Cleans. • Lubricates. | | | | | | |
| | 057-8395 | 1/EA | G605-739 | | 01153 WD-40 SMART STRAW 325G | | NEW |




| | | | | | | |
|--|----------|------|----------|--|---|-----|
|  | | | | | | |
|  | 057-8400 | 1/EA | G802-811 | | 01105 WD-40 AEROSOL CAN 155G/ 5OZ | |
|  | 057-8402 | 1/EA | L904-398 | | 01111 WD-40 AEROSOL CAN 311G/ 11OZ | |
|  | 057-8403 | 1/EA | K804-153 | | 01022 WD-40 AEROSOL CAN 342GR BONUS SIZE 311GR + 31GR | NEW |

| | | | | | | |
|---|-------------------------------------|------|----------|--------|--------------------------------------|-----|
|  | WHITE BRITE LAUNDRY WHITENER | | | | | |
| | 067-8428 | 1/EA | D803-744 | 6 / 5% | 25-WB WHITE BRITE LAUNDRY WHTR -623G | NEW |

| | | | | | | |
|---|--|------|----------|--|--------------------------------|--|
|  | WILSON MOSS CLEANER | | | | | |
| | • Quickly removes moss, algae and mildew from patios, decks and other outdoor surfaces | | | | | |
| | 057-1041 | 1/EA | T010-410 | | 7202140*WILSON MOSS CLEANER 2L | |

| | | | | | | |
|---|---|------|----------|--|--|--|
| Window Washing | | | | | | |
|  | ADAPTERS - SIMMS METAL ADAPTER | | | | | |
| | • Threaded metal tip • Attaches to end of any 23mm diameter extension pole or broom handle for use with standard roller frames | | | | | |
| | 056-5490 | 1/EA | K601-684 | | A080 ADAPTER FOR EXTENSION POLE / THREADED METAL TIP | |
| | HANDLES - SIMMS ALUMINIUM EXTENSION HANDLE | | | | | |
| | • Precision tooled, snug-fitting, screw-on connector for firm wobble free attachment • Aluminum | | | | | |

| | |
|--|---|
|  | <ul style="list-style-type: none"> • 42" (106cm) to 72" (180cm) |
|  | <p>HANDLES - SIMMS THREADED HANDLES</p> <ul style="list-style-type: none"> • High quality hardwood threaded tip extension pole for use with any standard roller frame |
| | <p>056-5510 1/EA R804-511 10 / 5% A2040 3-1/2X6' ALUMINUM HANDLE LENGTH 42"-72"</p> |
| | <p>056-5506 1/EA L102-390 10 / 5% 6714 135CM ONE PCE WOODEN HANDLE</p> |
| <p>SQUEEGEES - RCR</p> | |
|  | <p>042-0158 1/EA R803-253 835-12 12" SQUEEGEE</p> |
|  | <p>042-0160 1/EA J803-953 835-16 16" SQUEEGEE</p> |
|  | <p>042-0161 1/EA P010-917 845-18-46 18" FLOOR SQUEEGEE W/ 46" HANDLE</p> |
|  | <p>042-0165 1/EA H026-434 843-30-116 30" FLOOR SQUEEGEE CURVED W/ 54" HANDLE</p> |
|  | <p>SQUEEGEES - RCR FLOOR SQUEEGEE</p> <ul style="list-style-type: none"> • 24" straight squeegee |
| | <p>042-0166 1/EA L014-747 840-24 24" FLOOR SQUEEGEE</p> |
| | <p>042-0171 1/EA L021-289 843-30 30" FLOOR SQUEEGEE CURVED</p> |
| <p>SQUEEGEES - RCR STAINLESS STEEL WINDOW SQUEEGEES</p> | |

| | | | | | |
|--|----------|------|----------|---------|---|
|  | 042-0174 | 1/EA | H801-653 | 10 / 4% | DE7812RB RUBBER BLADE REPL 12" DE7812RB |
| <p>WINDOW WASHERS - RCR</p> <p>DETP7</p> <ul style="list-style-type: none"> • 10" wide • 7' non-rusting aluminum telescoping pole with external lock <p>DE33-12</p> <ul style="list-style-type: none"> • Plastic squeegee | | | | | |
|  | 042-0150 | 1/EA | K503-761 | | 8NYRD-20A 8" WINDOW WASHER W/ SQUEEGEE 21" HANDLE |
|  | 042-0155 | 1/EA | G202-035 | | 806NY 6" WINDOW WASHER SQUEEGEE |
|  | 042-0156 | 1/EA | K605-028 | | 83301 10" CHROME SHOWER SQUEEGEE |
| <p>WINDOW WASHERS - WOOLY</p> <ul style="list-style-type: none"> • Plush, durable synthetic pile has superior scrubbing action • Pile carries and releases the right amount of cleaning solution • Machine-washable sleeves • Cone-shaped comfort grip attaches to pole with a twist of the wrist • Ideal for a multitude of high reach jobs around the home | | | | | |
|  | 042-0154 | 1/EA | K806-500 | | 832-10 10" WOOLY WASHER |
|  | 042-0164 | 1/EA | G012-743 | | DS16-10NY-E TELESCOPIC WINDOW WASHER |



042-0168

1/EA

J019-003

DS24-839-3 DELUX WINDOW WASH KIT

Garbage Cans & Garbage Bags



GARBAGE CAN - GALVANIZED STEEL

- Made of galvanized steel, body is deeply corrugated for extra strength
- Handles are smooth edged, riveted securely in place
- Single handle self-locking cover is deeply formed and has reinforced ribs for extra strength
- Height: 25"; Diameter: 17"

042-1112

1/EA

T021-206

5 / 5%

165 16.5 GAL GALV GARBAGE CAN 95"H/18.5"TOP/17"BOTTOM



GARBAGE CAN - RUBBERMAID 77L

- This plastic garbage can will not rust
- Features a lock-on lid

042-1120

1/EA

L014-512

12 / 5%

262157 RUBBERMAID GARBAGE CAN 77L



GARBAGE CAN - TRASHBUSTER

- The trash can that is garbage man tough
- Made of rugged, long-lasting polyethylene plastic that out-toughs hot summers and cold winters
- Features locking lid that keeps the trash in and dogs out

042-1124

1/EA

L017-294

40 / 4%

20GAL TRASH/SUPER GARBAGE CAN SAME AS TRASHBUSTER.



GARBAGE CAN RUBBERMAID

042-1119

1/EA

G017-951

1 / 6%

2888-57 RUBBERMAID GARBAGE CAN 98L BLAZB COLOR

GARBAGE CAN RUBBERMAID ROUGHNECK WITH WHEELS

- Super-tough construction resists cracking or denting, rust and corrosion resistant. Stands up to sub-zero temp.
- Tight-fitting, dome-shaped lid provides more capacity, drains water and lifts off easily with one hand.
- Wheels are sized for easy rolling over rough terrain.
- Full 6 year warranty
- Platinum in colour



042-1117

1/EA

A020-367

5H98 121L WHEELED GARBAGE CAN 48 PCES/PALLET BLACK

NEW

042-1118

1/EA

R020-122

133357DPLAT 121L GARBAGE CAN 48 PCES/PALLET

**GLAD BIGGER GARBAGE BAGS**

- Fit the bigger garbage cans

042-1436 1/EA R010-302 8 / 5% 11837 GLAD EASY-TIE LARGE GARBAGE BAGS 30"X33" 30/CTN

**GLAD CONTRACTOR GARBAGE BAGS**

- Special embossed plastic film allows bags to be more elastic and give bags superior stretchable strength
- Puncture-resistant, leak-resistant and versatile
- 48 gallon drawstring bags
- Package of 18

042-1462 2/PK A010-592 78187 GLAD CONTRACTOR GARBAGE BAGS FORCEFLEX 34"W X 36"L

GLAD GARBAGE BAGS

The strong ones.



042-1431 1/EA L803-333 24 / 5% 11825 GLAD EASY-TIE REGULAR GARBAGE BAGS 26"X32.5" 10/CTN



042-1444 1/EA D904-754 78052 FORCEFLEX BAG LRG 15 CT 30 GAL / 113.6 LITRE SIZE



042-1446 1/EA L010-303 6 / 5% 11858 GLAD GARBAGE BAGS EASY TIE 40 BAGS SIZE 26"X32.5"

**GLAD GARDEN BAGS**

- Orange Garden Glad bags are specifically designed for use in the garden
- Clear Garden Glad bags are designed to meet the specifications of the community recycling programs: "See Through" to determine recyclable contents, 100% recyclable
- These bags can be recovered and recycled by Glad Complete cycle, no waste








042-1426 1/EA A010-301 5 / 5% 10181 GLAD ORANGE GARDEN BAG BAG SIZE 31" X 42" 20/CTN




042-1427 1/EA R020-931 80012-4 GLAD BIG ORANGE BAGS 50/CTN (31"X42")





042-1433 1/EA D010-309 5 / 5% 11592 CLEAR LEAF BAG EZ TIE BAG SIZE 31"X42" 20/BOX

GLAD KITCHEN CATCHERS

- 20" x 22"

| | | | | | |
|---|--|--------|----------|---------|--|
|  | 042-1454 | 1/EA | K706-218 | 12 / 5% | 11429 GLAD KITCHEN CATCHER BAG SIZE 20"X22" 48/CTN |
|  | 042-1455 | 1/EA | J806-219 | 12 / 5% | 10280 GLAD KITCHEN CATCHER BAG SIZE 22"X24" 40/CTN |
|  | 042-1456 | 1/EA | R204-757 | | P70426CDN1 GLAD FORCEFLEX QC TALL KITCHEN ODOUR SHIELD |
|  | GLAD RECYCLE BLUE BAG | | | | |
| | <ul style="list-style-type: none"> • Glad bags are designed to met the specifications of community recycling programs: Special blue tint for curbside identification; "See Through" to determine recyclable contents; 100% recyclable • These bags can be recovered and recycled by Glad; complete cycle, no waste | | | | |
| | 042-1453 | 1/EA | A010-301 | | 11578 GLAD RECYCLE BLUE BAG 30/BOX 83L SIZE |
|  | GLAD TIE'N TOSS GARBAGE BAGS | | | | |
| | <ul style="list-style-type: none"> • Convenient drawstring closure • Unique bag size (fits most outdoor containers) • Glad top quality strength for big loads | | | | |
| | 042-1448 | 1/EA | D507-672 | 12 / 5% | 70177 GLAD TIE'N TOSS LARGE BAG SIZE 30"X31.5" 20/CTN |
|  | HEAVY DUTY CONTRACTOR BAGS | | | | |
| | 042-1472 | 1/EA | R020-357 | 10 / 3% | EXCEL HD.CONTRACTOR BAGS (50)S BAG SIZE 35"W X48"L 3MIL. |
| | 042-1473 | 1/EA | D048-008 | 10 / 5% | 6 MIL PRO INDUSTRIAL BAGS(50)S BAG SIZE 35"X48" 6 MIL |
| | PAPER YARD WASTE BAG | | | | |
|  | 042-1477 | 50/EA | G860-666 | | PORYEN10 PAPER YARD WASTE BAG EARTHGUARD (50) 10PKG OF 5 |
| | 042-1478 | 200/EA | T930-487 | | 20101 SMALL FOOD WASTE BAG CELLO LINED (10) 30CM X 18CM NEW |

| | | | | | | |
|---|----------|--------|----------|--|--|-----|
|  | | | | | | |
|  | 042-1479 | 60/EA | A901-221 | 12501 LARGE FOOD WASTE BAG CELLO LINED (12) | | NEW |
|  | 042-1481 | 200/EA | R130-256 | 00107 7L KITCHEN BIN LINER 2 PLY(10) 50.5CM X 31.4CM | | NEW |

| Gas Cans & Accessories | | | | | | |
|---|---------------------------|------|----------|---------------------------------|--|--|
|  | FUNNELS - ASSORTED | | | | | |
| | 088-4223 | 1/EA | T850-599 | SC-F164 4" POLY FUNNEL | | |
| | 088-4224 | 1/EA | D280-646 | SC-F163 6" POLY FUNNEL | | |
| GAS CAN ACCESSORIES | | | | | | |
| • Replacement parts for Wedco and Scepter gas cans | | | | | | |
|  | 042-4102 | 1/EA | J720-585 | SC-JS310B BULK GAS CAP SCEPTER | | |
|  | 042-4104 | 1/EA | G940-510 | SC-JS510B GAS CAN VENT CAP BULK | | |
|  | 042-4106 | 1/EA | D540-950 | SC-FS910B FLEXIBLE SPOUT BULK | | |



042-4108 1/EA A820-277 SC-JS710B GAS CAN STOPPER



JERRY CANS - ASSORTED

088-4216 1/EA R011-648 SC-D20 DIESEL CAN SELF VENT 20L 5 GALLON (YELLOW)

SCEPTER GAS CANS

- Perfect for that boat or camping trip
- Or keep handy for filling your lawn mower
- Red plastic



042-4110 1/EA K805-297 AB5 1GAL JERRY CAN SCEPTER 5L 07081



042-4112 1/EA P707-707 SC-AB10 JERRY CAN SCEPTER 10L 2 GALLON



042-4115 1/EA A011-625 SC-AB20 JERRY CAN SCEPTER 20 L 5 GALLON



042-4118 1/EA K011-112 SC-J63 2IN1 JERRY CAN 5L/2.25L GAS/OIL CAN

Carpet Runner & Mats

RCR COCO/RUBBER TYPE MATS

- Indoor or outdoor use
- Excellent construction and long lasting


042-6178 1/EA R012-973 CORA2436 COC MAT APPLES 24" X 36"



042-6180 1/EA J012-976 CORL2436 COCO MAT LEAVES 24" X 36"




042-6184 1/EA A208-246 CONHM2436 COCO MAT SUNFLOWER 24" X 36"



042-6194 1/EA T106-278 HOLM1830 NATURAL RUBBER ENTRY MAT 18" X 30" BLACK



042-6195 1/EA D011-410 CRBFL1830 BROWN FLORAL ENTRY MAT RECYCLED RUBBER 18"X30" NEW



042-6196 1/EA K018-889 HOLM2436 ANTI FATIGUE MAT 24" X 36"



042-6197 1/EA G014-853 RTI1830 RUBBER ENTRY MAT BLACK 18" X 30"

042-6199 1/EA G018-882 HOLM2335 RUBBER SUNDANCE MAT 23-1/2" X 35-1/2" BLACK


RCR VINYL & CARPET RUNNERS


| | | | |
|----------|------|----------|--|
| 042-6200 | 1/EA | 0238-693 | HGR0027 GREY CARPET RUNNER 27" X 100' |
| 042-6201 | 1/EA | 0238-694 | HTA0027 PERSAIN CARPET RUNNER PREMIUM TAUPE 27" X 100' |
| 042-6203 | 1/EA | 0271-958 | GBL8236 MAT BLUE 36"X82' 36"X82' |
| 042-6204 | 1/EA | 0109-294 | VRLP150 CLEAR VINYL CARPET RUNNER 27" X 150' |
| 042-6205 | 1/EA | 0238-946 | CV45369 RIBBED RUBBER RUNNER 36" X 60' BLACK |
| 042-6209 | 1/EA | H092-966 | CV41248 ANTI SKID NET BULK BULK ROLL 24"X100' |

Vacuum Cleaners & Accessories
ACCESSORIES FOR CENTRAL VACUUM SYSTEM

| | | | | |
|----------|------|----------|----------------------------------|-----|
| 067-2134 | 1/EA | T024-225 | CENTRAL VAC SWEEP INLET VALVE | wsl |
| 068-6100 | 1/EA | G602-440 | VACUUM LINE TUBING 8' 25.35/100' | wsl |
| 068-6104 | 1/EA | G180-756 | 5501 VACULINE TEE | wsl |
| 068-6108 | 1/EA | A140-390 | 5506 VACULINE 90 SHORT ELBOW | wsl |
| 068-6112 | 1/EA | H830-520 | 5510 VACULINE 90 SWEEP ELBOW | wsl |
| 068-6116 | 1/EA | P830-300 | 5517 VACULINE 45 ELBOW | wsl |
| 068-6120 | 1/EA | J340-170 | 5529 VACULINE COUPLING | wsl |
| 068-6124 | 1/EA | A301-614 | 5565 VACLIN MNT PLATE W/FLNGE | wsl |
| 068-6128 | 1/EA | G902-732 | 5580 VACULINE INLET VLVE BEIGE | wsl |
| 068-6132 | 1/EA | R402-737 | 5580 VACULINE INLET VLVE WHITE | wsl |
| 068-9137 | 1/EA | J101-090 | VAC 3 WAY 90 DEG 4590062 | wsl |
| 068-9138 | 1/EA | H201-080 | VAC WYE 4590061 | wsl |
| 068-9139 | 1/EA | J190-923 | VAC SHORT TURN TEE 4590239 | wsl |
| 068-9140 | 1/EA | G820-475 | VAC SWEEP 90DEG EL HXSPG 4590050 | wsl |
| 068-9141 | 1/EA | T790-285 | VAC 45DEG ELBOW HXSPG 4590047 | wsl |
| 068-9142 | 1/EA | D780-163 | VAC PIPE STRAP 4590053 | wsl |
| 068-9143 | 1/EA | P830-333 | VAC PIPE CAP 4590094 | wsl |
| 068-9186 | 1/EA | G180-789 | VAC BLANK COVER WHITE 4596645 | wsl |

KING WET/DRY VAC. ACCESSORIES









060-2029 1/EA K505-961 KVAC-1001 3PC DUST BAG/F8520LP WET-DRY VACUUM



060-2030 1/EA H010-788 KVAC-1131 3PC.DUST BAG F/5 GAL WET-DRY VACUUM



060-2031 1/EA L508-372 KVAC-1010 3PC DUST BAG/F8530LP WET-DRY VACUUM

| | | | | | |
|---|---|------|----------|--|-----|
|  | 060-2032 | 1/EA | P011-994 | KVAC-1132 3PC.DUST BAG F/8 GAL WET-DRY VACUUM | |
|  | 060-2033 | 1/EA | L102-356 | KVAC-1030 3PC FOAM FILTR/8510L WET-DRY VACUUM | |
|  | 060-2035 | 1/EA | J302-358 | KVAC-1040 3PC FOAM FILTR/5&8GL WET-DRY VACUUM | |
|  | 060-2037 | 1/EA | G102-990 | KVAC 1050 REUSABLE FLITER8510L FITS 8510LP | |
|  | 060-2038 | 1/EA | T907-176 | KVAC-1070 CARTRIDGE 5/8/10 GAL WET-DRY VACUUM | |
|  | SHOP VAC 16 GAL QSP DLX NO. 586-75 | | | | |
| | 060-1995 | 1/EA | 0139-160 | 586-75 16GAL QSP DLX SHOPVAC 16 US GAL/60 LITRE - 6.5HP | NEW |
|  | SHOP VAC 40" EXTENSION WANDS | | | | |
| | 060-2053 | 1/EA | D409-715 | 906-84 2-1/2" EXTENSION WANDS 2 PIECE BLACK PLASTIC SHOP VAC | NEW |
| SHOP VAC ACCESSORIES - ASSORTED FILTERS | | | | | |
| | 060-1998 | 1/EA | K407-082 | 919-64 FLOORMASTER FILTER BAG 2 PACK | |



060-2015 1/PKG J508-138 906-61 DISPOSABLE FILTER BAGS FITS 18-30.3L SHOP VAC,3 PACK

060-2016 1/PKG R011-761 906-62 DISPOSABLE FILTER BAGS FITS 36.4-53L SHOP VAC,3 PACK

060-2020 1/EA G011-902 906-63 COLLECTOR FILTER BAG FITS 13-18GAL SHOP VAC,3 PACK

060-2025 1/EA T909-343 903-04 CARTRIDGE FILTER WET/ DRY SHOP VAC

060-2036 1/EA T208-579 903-05 CARTRIDGE FILTER & FOAM SLEEVE FOR 18V 2 PACK

060-2110 1/EA R404-904 901-07 REUSABLE DISC CAGE FILTER/MOUNTING RING 3PK

SHOP VAC ACCESSORIES - DRYWALL COLLECTION BAGS

- high efficiency drywall collections bags

060-2024 1/EA J013-458 906-73 HI EFFICIENCY FILTER BAGS 60-90L SHOP VAC,2 PACK

060-2112 1/EA H010-126 906-71 HI EFFICIENCY FILTER BAG 18.2-30.3L SHOP VAC 2/PK

| | | | | |
|--|--|------|----------|---|
|  | 060-2114 | 1/EA | K013-457 | 906-72 HI EFFICIENCY FILTER BAGS 36.4-53L SHOP VAC,2 PACK |
|  | SHOP VAC ACCESSORIES - FILTER FOR WET/DRY VAC | | | |
| | <ul style="list-style-type: none"> • Easy to fit • Made to fit your ShopVac brand wet/dry vacuum • Maintains vacuum suction • Just tap or rinse to clean • No need to remove filter when cleaning wet/dry- picks up bth wet and dry messes • For plumbing emergencies, outdoor cleaning, wet basements, waterleaks, spills, cold fireplace ash, auto refinishing, cement dust, sawdust and drywall | | | |
| | 060-2012 | 1/EA | K029-743 | 903-40 HEPA CARTRIDGE FILTER SHOP VAC |
| SHOP VAC ACCESSORIES - TOOLS | | | | |
|  | 060-2017 | 1/EA | G103-023 | 905-85 FOAM FILTER SLEEVE WET USE ONLY FITS ALL SHOP VAC |
|  | 060-2019 | 1/EA | D708-907 | 906-14 1-1/4" 3 PIECE WAND SET BLACK PLASTIC SHOP VAC (40") |
|  | 060-2021 | 1/EA | R403-860 | 906-16 1-1/4" CREVICE TOOL BLACK PLASTIC SHOP VAC |
|  | 060-2022 | 1/EA | A207-180 | 906-21 1-1/4" WET/DRY NOZZLE SHOP VAC |
|  | 060-2023 | 1/EA | T015-651 | 905-03 2-1/2" X 8' HOSE BLACK PLASTIC SHOP VAC |
| | 060-2043 | 1/EA | T014-900 | 905-82 1-1/4" X 8' HOSE BLACK PLASTIC SHOP VAC |



060-2044 1/EA G808-220 906-87 UNIVERSAL TOOL ADAPTER BLACK PLASTIC SHOP VAC



060-2046 1/EA G012-271 906-32 DUAL SURFACE NOZZLE 1-1/4" SHOP VAC



060-2048 1/EA J605-984 906-78 2-1/2" CREVICE TOOL BLACK PLASTIC SHOP VAC



060-2050 1/EA K908-632 906-77 2-1/2"X14" FLOOR NOZZLE BLACK PLASTIC SHOP VAC



060-2051 1/EA D505-494 906-24 2-1/2"X14" SQUEEGEE BLACK PLASTIC SHOP VAC

NEW



060-2052 1/EA T014-045 801-89 1-1/4" MICRO CLEAN KIT SHOP VAC

060-2054 1/EA R405-082 906-15 1-1/4" ROUND BRUSH BLACK PLASTIC SHOP VAC








| | | | | | | |
|---|----------|------|----------|--------|---|-----|
|  | | | | | | |
|  | 060-2055 | 1/EA | D013-003 | 906-29 | 2-1/2" SQUEEGEE INSERT BLACK PLASTIC SHOP VAC | NEW |
|  | 060-2056 | 1/EA | T407-671 | 906-79 | 2-1/2" ROUND BRUSH BLACK PLASTIC SHOP VAC | |
|  | 060-2058 | 1/EA | T806-122 | 906-03 | 1-1/4"X10" SHOP VAC NOZZLE MASTER BLACK PLASTIC | |
|  | 060-2060 | 1/EA | J803-975 | 906-19 | 1-1/4" GULPER NOZZLE BLACK PLASTIC SHOP VAC | |
|  | 060-2062 | 1/EA | A205-979 | 906-04 | 1-1/4"X10" BRUSH SHOE BLACK PLASTIC SHOP VAC | |






SHOP VAC HEAVY DUTY PORTABLE VAC NO. 587-24

- 5 Gallons
- 5.5 Peak Horse Power Heavy duty power and features for the contractor or anyone that needs to clean up tough messes with a portable vac.



060-2116 1/EA H093-752 587-24 HAWKEYE PORTABLE W/DRY SHOP VAC 4 GAL 5.5HP

| | | | | | |
|---|---|------|----------|--|-----|
|  | 060-2117 | 1/EA | J207-768 | 903-98 SMALL CARTRIDGE FILTER | |
|  | 060-2118 | 1/EA | 0144-430 | 962-29 VAC-N-VAC SHOP VAC 10GAL, 5.5HP | |
| SHOP VAC MICRO | | | | | |
|  | 060-1994 | 1/EA | P037-066 | 202-10 MICRO SHOPVAC 1 US GAL/3.78L 1.0 PEAK HP | NEW |
|  | 060-1999 | 1/EA | G033-719 | 201-16 HANG UP MINI SHOPVAC 1 GAL/3.8L 1.5 PEAK HP | NEW |
|  | SHOP VAC MIGHTY MINI AIR MOVER NO. 103-20 | | | | |
| | 060-1990 | 1/EA | R060-908 | 103-20 MIGHTY MINI SHOPVAC AIR MOVER | NEW |
|  | SHOP VAC QSP (QUIET SUPER POWER) VAC NO. 92554 | | | | |
| | 060-2004 | 1/EA | D086-954 | 930-04 FLOORMASTER SHOP VAC 3.3 GAL 4.5HP | |
|  | SHOP VAC QUIET PLUS NO. 586-70 | | | | |
| | 060-2104 | 1/EA | A067-506 | 586-70 QUIET PLUS SHOP VAC 8 US GAL 3.0HP | |
| SHOP VAC STAINLESS STEEL VACS | | | | | |
| | 060-2000 | 1/EA | D088-323 | 586-61 8 US GAL SHOP-VAC S-STEEL 5.5HP PROMO UNIT | NEW |




| | |
|---|--|
|  | <p>060-2003 1/EA 0204-209 962-11 STAINLESS STEEL ULTRA SHOP VAC 8 GAL 6.5HP</p> |
|  | <p>SHOP VAC SUPER HAWKEYE NO. 587-34</p> <hr/> <p>060-2115 1/EA 0126-002 587-34 SUPER HAWKEYE SHOPVAC SHOP VAC 10 GAL 6.5HP NEW</p> |
|  | <p>SHOP VAC ULTRA WET/DRY PUMP VAC NO.96015</p> <ul style="list-style-type: none"> • Easily converts from wet/dry vac to pump operation • Convertible blower port • Powerful 6.25 HP motor for the toughest messes • Quiet Operation • Handy cord wrap • Uses a standard garden hose (not included) • Caster Dolly with accessory basket • Rugged 15 gallon plastic tank • Large drain tank • Accessories Include 8' x 2.5" hose with holding clips, Extension wands, 14" Floor Nozzle with squeegee insert, Utility Nozzle, Crevice tool, Concentrator nozzle & Assorted filters <hr/> <p>060-2013 1/EA 0165-526 960-13 ULTRA PUMP SHOP VAC 13 GAL 6HP</p> |
|  | <p>SHOP VAC ULTRA WET/DRY VAC NO. 96209</p> <ul style="list-style-type: none"> • Features a convertible blower port • Powerful 5.0 HP motor for the toughest messes • Quiet Operation • Convenient top and side carrying handles • Handy cord wrap • Caster Dolly with accessory basket • Rugged 10 gallon plastic tank • Large tank drain • Accessories Included: 8' x 2.5" hose with holding clip, Extension wands, 14" Floor Nozzle with squeegee insert, 8" Utility Nozzle, Crevice Tool, Concentrator nozzle & Assorted filters <hr/> <p>060-2008 1/EA 0119-175 962-09 ULTRA SHOP VAC 10 GAL 5HP</p> |
|  | <p>SHOP VAC ULTRA WET/DRY VAC NO. 96216</p> <ul style="list-style-type: none"> • Features convertible blower port • Powerful 6.5 HP motor for the toughest messes • Quiet Operation • Handy cord wrap • Heavy Duty rear wheel dolly with tool storage • Trolley style handle • Rugged 16.5 gallon plastic tank • Large tank drain • Accessories include: 8' x 2.5" hose with holding clip, Extension wands, 14" Floor nozzle with squeegee insert, 8" Utility nozzle, Crevice Tool, Concentrator nozzle & Filters <hr/> <p>060-2007 1/EA 0183-202 962-16 ULTRA SHOP VAC 16.5 GAL 6.5HPPEAK HP.</p> |
| | <p>SHOP VAC WET/DRY DETACHABLE BLOWERS</p> <hr/> |






| | | | | |
|---|--|------|----------|--|
|  | 060-2045 | 1/EA | 0101-257 | 963-08 SHOP VAC W/ DETACHABLE BLOWER 8 GAL 2.5HP |
|  | SHOP VAC WET/DRY VAC NO. 58405 <ul style="list-style-type: none"> • Features cord wrap and convenient top & side carrying handles • Powerful 2.5 HP motor for the toughest messes • Improved design for quieter operation • Rugged 5 gallon plastic tank • Versatile accessories include 7' x 1-1/4" Hose, Extension wands, Combo Nozzle with squeegee & Assorted Filters | | | |
| | 060-2011 | 1/EA | J055-625 | 594-06 WET/DRY SHOP VAC 6 US GAL 2.5HP |
|  | SHOP VAC WET/DRY VAC NO. 58406 <ul style="list-style-type: none"> • Features cord wrap and convenient top & side carrying handles • Powerful 2.5 HP motor for the toughest messes • Improved Design for quieter operation • Rugged 8 gallon plastic tank • Versatile Accessories include a 7' x 1-1/4" Hose, Extension wands, Combo nozzle with squeegee & Assorted Filters | | | |
| | 060-2009 | 1/EA | H077-208 | 586-71 WET/DRY SHOP VAC 10 US GAL 3.5HP |
|  | SHOP VAC WET/DRY VAC NO. 58410 <ul style="list-style-type: none"> • Features cord wrap and convenient top and side handles • Powerful 3.0 HP motor for the toughest messes • Improved design for quieter operation • Rugged 10 gallon plastic tank • Versatile Accessories include 7' x 1-1/4" Hose, Extension wands, 1-1/4" x 10" Combo Nozzle with squeegee & Assorted filters | | | |
| | 060-2102 | 1/EA | A088-639 | 586-72 WET/DRY SHOP VAC 12 US GAL 4.5HP |
|  | WET DRY VACUUM 2.5GAL. NO.8510LP - KING <ul style="list-style-type: none"> • Powerful 6amp, 2 peak hp motor • 2.5Gal Corrosion resistant plastic tank • Double filtration system • Rear blower port • Comes complete with 5'x 1-1/4", flex hose, foam filter, re-usable filter, gulper tool, round brush and crevice tool | | | |
| | 060-2026 | 1/EA | D034-002 | 8510LP 2.5GAL VAC 6AMP/2PEAKHP WET-DRY VACUUM |
|  | WET DRY VACUUM 5.0GAL. NO.8520LP - KING <ul style="list-style-type: none"> • Powerful 8amp, 3.5 peak hp motor • 5 gallon corrosion resistant plastic tank • Double filtration system • Rear blower port and adaptor • Comes complete with a 6'x1-1/4" thread on hose, 3 piece plastic extension wand, 20L dust bag, foam filter, reusable filter 10" floor sweep and crevice tool | | | |
| | 060-2028 | 1/EA | A044-958 | 8520LP 5.0GAL VAC 8AMP/3.5 HP WET-DRY VACUUM |
|  | WET DRY VACUUM 8.0GAL. NO.8530LP - KING <ul style="list-style-type: none"> • Powerful 10 amp, 5 peak hp motor • 8 gallon corrosion resistant plastic tank • Double filtration system • Tank water drain • Rear blower port • Comes complete with a 6'x1-1/4" thread on hose, 2 piece plastic extension wand, 30L dust bag, cartridge filter, foam filter, reusable filter, 10" floor sweep and crevice tool | | | |
| | 060-2006 | 1/EA | J063-953 | 8530LP 8 GAL (KING) WET/DRY VACUUM 10AMP/5 PEAK HP |

| | |
|-----------------------------------|--|
| Clothes Lines & Dryers | |
|-----------------------------------|--|



| |
|---|
| BENMOR ALUMINIUM CLOTHESLINE PULLEYS |
|---|

- | |
|---|
| <ul style="list-style-type: none"> • Unbreakable aluminum pulley, permanently lubricated |
|---|

| | | | | | |
|---|--|-------|----------|---------|--|
|  | 040-5138 | 1/EA | K405-848 | | CY78550 5.5" BALL BEARINGS ALUMINUM PULLEY |
|  | BENMOR CLOTHESLINE PULLEYS <ul style="list-style-type: none"> • Unbreakable pulleys, rustproof, never needs oiling • Two types and colours to choose from: Ball bearing - Red Standard - Green | | | | |
| | 040-5128 | 1/EA | L605-162 | 12 / 5% | CS78700 7" BALL BEARING PULLEY PLASTIC PULLEY |
| | 040-5132 | 1/EA | R402-737 | 12 / 5% | CS78625 6" STANDARD PULLEY PLASTIC PULLEY |
| | 040-5134 | 1/EA | H503-538 | 12 / 5% | CS78500 5" STANDARD PULLEY PLASTIC PULLEY |
|  | BENMOR CLOTHESLINES | | | | |
| | 040-5100 | 20/EA | J406-871 | | CS75050 CLOTHESLINE 3/16 X 50' |
| | 040-5112 | 20/EA | R803-242 | | CS73050 CLOTHES LINE GREEN 3-16" X 50' |
| | 040-5114 | 1/EA | H024-391 | | 90237 100' CLOTHESLINE KIT 90237 MEDIUM DUTY |
| | 040-5115 | 1/EA | D010-736 | | CS73250 CLOTHES LINE GREEN 5/32" X 250' 500LBS |
| | 040-5140 | 1/EA | D801-331 | 10 / 5% | CS78710 CLOTHESLINE CLIPS 10/CD |
| | 040-5150 | 1/EA | R702-041 | | C78005V METAL MINI WINCH |
|  | BENMOR OUTDOOR CLOTHES DRYERS <ul style="list-style-type: none"> • Three arm design • 130' of drying area | | | | |
| | 040-5162 | 1/EA | A080-929 | | CS78144 OUTDOOR DRYER 131' |
| | BENMOR OUTDOOR DRYERS <ul style="list-style-type: none"> • 50m/164' 4-arm design. • Completely assembled. • Aluminum construction. • Easily erected, removed and stored • Rayon vinyl line. • Ground socket included. | | | | |
|  | 040-5182 | 1/EA | J011-832 | | CS78154 DRYER PROTECTIVE SLEEVE |
|  | 040-5186 | 1/EA | A802-422 | | C78590 10" ALUMINUM SPACER W/ PLASTIC WHEELS |
|  | BENMOR TIGHTENERS AND JOINERS | | | | |
| | 040-5160 | 1/EA | J403-582 | 12 / 5% | C78990V MULTI-PURPOSE TIGHTNER /JOINER |

| | |
|---|--|
|  | <p>CLOTHES PEGS - WOODEN 50 pegs per package</p> <hr/> <p>040-5110 1/EA H801-811 CS78011 WOODEN CLOTHES PEGS (50/PK)</p> |
|  | <p>CLOTHESLINE HOOKS</p> <hr/> <p>038-0760 10/EA D420-815 2187X-B CLOTHESLINE HOOK</p> <p>038-0762 10/EA A380-592 2188X-B CLOTHESLINE HOOK</p> |
|  | <p>CLOTHESLINE ROPE - POLYESTER</p> <ul style="list-style-type: none"> • Braided Clothesline rope is lightweight but strong. • The special design reduces stretch and resists harmful UV rays for long life outside <hr/> <p>037-7968 1/EA D806-044 120268S 3/8"X50' BR POLYESTER</p> <p>038-0078 1/EA P301-714 122530P 5/32"X50' BR POLYESTER -KBR - BAG</p> |
|  | <p>CLOTHESLINE SPACER</p> <hr/> <p>040-5136 1/EA K101-190 12 / 5% C78045V CLOTHESLINE SPACER 5"</p> |
|  | <p>RCR MINI-WINCH</p> <hr/> <p>040-5152 1/EA K702-852 10 / 5% C78006B NYLON MINI WINCH</p> |

| | |
|------------------------------|--|
| Tarps & Tie Downs | |
|------------------------------|--|

| | |
|---|--|
|  | <p>BALL BUNGEE SETS</p> <hr/> <p>038-0956 1/EA H301-169 18646 BALL BUNGEE SET 12PC 6"</p> <p>038-0957 1/EA G801-597 18647 BALL BUNGEE SET 12PC 9"</p> <p>038-0958 1/EA P502-027 18649 BALL BUNGEE SET 12PC 15"</p> |
| <p>STRAPS - TARP</p> <ul style="list-style-type: none"> • Rubber tarp straps • Shrink and rust proof | |
|  | <p>038-0901 1/PK T012-991 ZLSD1 ZURU LINK STRAP 3.5 FEET 2 LINK PER PACK NEW</p> |



038-0902 18/DSP D012-992 ZLSDCDU1 ZURU LIMK STRAP 3.5' CASE DISPLAY OF 18'S NEW



TARP REPAIR KIT

057-7154 1/EA H902-843 11910 TARP REPAIR KIT 103 PCS



TARPS - FUSION 15300 CONSTRUCTION TARP 15'X20'

- 10x10 weave
- UV coated on both sides
- Includes 4ft hemmed tie down rope for each grommet, aluminum grommets

057-7205 1/EA K018-621 15300 CONSTRUCTION TARP WHITE 15' X 20' 10X10 WEAVE 6MIL

057-7207 1/EA K037-240 15600 CONSTRUCTION TARP WHITE 20' X 30' 10X10 WEAVE NEW



TARPS - UTILITY BLACK

- Great for covering boats, camping gear, etc.

| | | | | | |
|----------|------|----------|--------|--|-----|
| 057-7156 | 1/EA | K605-084 | | 11615 BLACK TARP 8' X 10' 14X14 WEAVE (8 MIL) | |
| 057-7157 | 1/EA | G606-873 | | 11619 BLACK TARP 9'X12'(108SQ) 14X14 WEAVE (8 MIL) | |
| 057-7158 | 1/EA | H020-362 | | 11650 BLACK TARP 16' X 20' 14X14 WEAVE (8 MIL) | |
| 057-7160 | 1/EA | L032-570 | | 11652 BLACK TARP 16' X 32' 14X14 WEAVE (8 MIL) | |
| 057-7164 | 1/EA | D038-176 | | 11675 BLACK TARP 20' X 30' 14X14 WEAVE (8 MIL) | |
| 057-7170 | 1/EA | R076-340 | | 11685 BLACK TARP 30' X 40' 14X14 WEAVE (8 MIL) | |
| 057-7171 | 1/EA | A095-429 | | 11687 BLACK TARP 30' X 50' 14X14 WEAVE (8 MIL) | |
| 057-7174 | 1/EA | 0127-233 | 2 / 5% | 11690 BLACK TARP 40' X 50' 14X14 WEAVE (8 MIL) | |
| 057-7176 | 1/EA | 0152-678 | | 11695 BLACK TARP 40' X 60' 14X14 WEAVE (8 MIL) | |
| 057-7213 | 1/EA | L108-901 | | 11621 BLACK TARP 10' X 14' 14X14 WEAVE (8 MIL) | NEW |
| 057-7214 | 1/EA | R012-726 | | 11625 BLACK TARP 10' X 20' 14X14 WEAVE (8 MIL) | NEW |
| 057-7215 | 1/EA | L012-222 | | 11630 BLACK TARP 12' X 16' 14X14 WEAVE (8 MIL) | NEW |
| 057-7216 | 1/EA | P015-271 | | 11635 BLACK TARP 12' X 20' 14X14 WEAVE (8 MIL) | NEW |
| 057-7217 | 1/EA | L021-379 | | 11640 BLACK TARP 12' X 28' 14X14 WEAVE (8 MIL) | NEW |
| 057-7218 | 1/EA | R030-537 | | 11670 BLACK TARP 20' X 24' 14X14 WEAVE (8 MIL) | NEW |
| 057-7219 | 1/EA | L050-897 | | 11678 BLACK TARP 20' X 40' 14X14 WEAVE (8 MIL) | NEW |

TARPS - UTILITY BLUE

- 8x8 woven tarps to cover boat, camping gear, etc.
- Waterproof
- Blue
- Green
- Clear



| | | | | | |
|----------|------|----------|---------|---|--|
| 057-7148 | 1/EA | G401-182 | 20 / 5% | 12035 BLUE TARP 5' X 7' 8X8 WEAVE (4 MIL) | |
| 057-7149 | 1/EA | T801-622 | 20 / 5% | 12048 BLUE TARP 6' X 8' 8X8 WEAVE | |
| 057-7150 | 1/EA | R502-861 | 20 / 5% | 12080 BLUE TARP 8' X 10' 8X8 WEAVE (11015) | |
| 057-7152 | 1/EA | T304-281 | 18 / 5% | 12120 BLUE TARP 10' X 12' 8X8 WEAVE (11020) | |
| 057-7155 | 1/EA | J306-769 | 12 / 5% | 12200 BLUE TARP 10' X 20' 8X8 WEAVE | |
| 057-7159 | 1/EA | D806-842 | 10 / 5% | 11030 BLUE TARP 12' X 16' | |
| 057-7163 | 1/EA | T808-119 | 5 / 5% | 12240 BLUE TARP 12' X 20' 8X8 WEAVE | |
| 057-7165 | 1/EA | H011-990 | 5 / 5% | 11040 BLUE TARP 12' X 28' | |
| 057-7166 | 1/EA | G011-418 | 5 / 5% | 12320 BLUE TARP 16' X 20' 8X8 WEAVE (11050) | |
| 057-7167 | 1/EA | P012-847 | 5 / 5% | 11055 BLUE TARP 18' X 20' | |
| 057-7168 | 1/EA | G015-414 | 5 / 5% | 11060 BLUE TARP 18' X 24' | |
| 057-7169 | 1/EA | R017-125 | 1 / 10% | 12480 BLUE TARP 20' X 24' 8X8 WEAVE (11070) | |
| 057-7172 | 1/EA | K021-404 | 1 / 11% | 12600 BLUE TARP 20' X 30' 8X8 WEAVE (11075) | |
| 057-7173 | 1/EA | A024-330 | 3 / 5% | 12720 BLUE TARP 24' X 30' 8X8 WEAVE | |
| 057-7175 | 1/EA | D042-802 | | 11200 BLUE TARP 30' X 40' 8X8 WEAVE (11085) | |
| 057-7177 | 1/EA | D071-331 | | 12000 BLUE TARP 40' X 50' (11090) | |

| | | | | |
|---|---|----------|--|--|
| | 057-7178 | 1/EA | T085-594 | 11240 BLUE TARP 40' X 60' 8X8 WEAVE (11095) |
|  | TARPS - UTILITY CAMOUFLAGE | | | |
| | • Great for covering boats, camping gear, etc. | | | |
| | 057-7179 | 1/EA | G504-550 | 09080 CAMOUFLAGE TARP 8' X 10' 10X10 WEAVE (6 MIL) |
| | 057-7180 | 1/EA | D709-041 | 11521 CAMOUFLAGE TARP 10'X 14' 10X10 WEAVE |
| | 057-7181 | 1/EA | T018-197 | 09320 CAMOUFLAGE TARP 16'X 20' 10X10 WEAVE |
| | 057-7182 | 1/EA | L025-836 | 11560 CAMOUFLAGE TARP 18'X 24' 10X10 WEAVE |
| | 057-7183 | 1/EA | P038-751 | 11575 CAMOUFLAGE TARP 20'X 30' 10X10 WEAVE |
| | 057-7184 | 1/EA | G051-665 | 11578 CAMOUFLAGE TARP 20'X 40' 10X10 WEAVE |
| 057-7203 | 1/EA | P077-493 | 11585 CAMOUFLAGE TARP 30'X 40' 10X10 WEAVE | |
|  | TARPS - UTILITY GREEN | | | |
| | • Great for covering boats, camping gear, etc. | | | |
| | 057-7197 | 1/EA | A021-579 | 10320 GREEN TARP 16' X 20' 14X14 WEAVE (9 MIL) |
| | 057-7198 | 1/EA | P505-394 | 10080 GREEN TARP 8' X 10' * 14X14 WEAVE |
| | 057-7199 | 1/EA | G808-477 | 11420 GREEN TARP 10' X 12' 14X14 WEAVE |
| 057-7200 | 1/EA | L040-459 | 10600 GREEN TARP 20' X 30' 14X14 WEAVE | |
|  | TARPS - UTILITY WHITE | | | |
| | • Great for covering boats, camping gear, etc. | | | |
| | 057-7185 | 1/EA | T906-076 | 13120 WHITE TARP 10' X 12' 10X10 WEAVE (6 MIL) (11220) |
| | 057-7186 | 1/EA | D016-190 | 13320 WHITE TARP 16' X 20' 10X10 WEAVE (6 MIL)(11250) |
| | 057-7187 | 1/EA | P021-860 | 11260 WHITE TARP 18' X 24' 10X10 WEAVE (6 MIL) |
| | 057-7188 | 1/EA | D030-365 | 13600 WHITE TARP 20' X 30' 10X10 WEAVE (11275) |
| | 057-7189 | 1/EA | P040-489 | 11278 WHITE TARP 20' X 40' 10X10 WEAVE |
| | 057-7190 | 1/EA | R035-172 | 13720 WHITE TARP 24' X 30' 10X10 WEAVE |
| | 057-7191 | 1/EA | L045-544 | 11283 WHITE TARP 30' X 30' 10X10 WEAVE (6 MIL) |
| | 057-7192 | 1/EA | K060-720 | 14200 WHITE TARP 30' X 40' 10X10 WEAVE (6 MIL) (11285) |
| | 057-7193 | 1/EA | J075-906 | 14500 WHITE TARP 30' X 50' 10X10 WEAVE (6MIL) (11287) |
| | 057-7194 | 1/EA | 0101-206 | 15200 WHITE TARP 40' X 50' 10X10 WEAVE (6 MIL) (11290) |
| | 057-7195 | 1/EA | 0121-454 | 15240 WHITE TARP 40' X 60' 10X10 WEAVE (11295) |
| 057-7196 | 1/EA | 0126-517 | 11296 WHITE TARP 50' X 50' 10X10 WEAVE | |
|  | TASK - AXLE STRAPS | | | |
| | • Axle straps are designed to be used in conjunction with ratcheting tie downs to secure a vehicle by the axles | | | |
| | 038-1510 | 1/EA | P403-060 | T76235 2"X24" AXLE STRAP 5000# |
| 038-1514 | 1/EA | T505-527 | T76245 2"X24" AXLE STRP 10000# | |
|   | TASK - CAM LOCK TIE DOWNS | | | |
| | • Cam lock tie downs are versatile and easy to use | | | |
| | • Safely secures light and medium weight cargo, such as bicycles or off-road motorcycles. | | | |
| | 038-1410 | 1/EA | P903-554 | T76012 1"X6' CAM LOCK TIE DOWN 500# |
| 038-1414 | 1/EA | H909-521 | T76016 1"X6' CAM LOCK TIE DOWN 500# 4-PACK | |
| 038-1418 | 1/EA | P904-609 | T76032 1"X10' CAM LOCK TIE DWN 750# | |



038-1422 1/EA A012-286 T76036 1"X10' CAM LOCK TIE DWN 750# 4-PACK



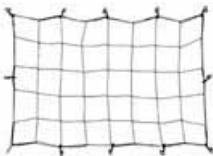
038-1426 1/EA A605-340 T76052 1"X15' CAM LOCK TIE DWN 1200#



038-1430 1/EA K014-120 T76056 1"X15' CAM LOCK TIE DWN 1200# 4-PACK

TASK - CARGO NETS

- Cargo nets are offered in a variety of sizes and can secure boxes, bags or other light cargo.



038-1590 1/EA T203-068 T76560 15"X15" CARGO NET



038-1594 1/EA T806-133 T76570 36"X46" CARGO NET

TASK - EPDM RUBBER TARP STRAPS

- Lasts longer and provides greater tension than natural rubber.
- Perfect for securing tarps and medium weight cargo such as yard waste.



038-1696 1/EA P601-040 T76810 10" EPDM RUB TARP STRAP



038-1700

1/EA

J201-179

T76815 15" EPDM RUB TARP STRAP



038-1704

1/EA

D701-285

T76821 21" EPDM RUB TARP STRAP



038-1708

1/EA

L301-470

T76831 31" EPDM RUB TARP STRAP



038-1712

1/EA

T101-712

T76841 41" EPDM RUB TARP STRAP



038-1716

1/EA

R011-660

T76890 10PC EPDM TARP STRAPS -ASSORTED

TASK - HEAVY DUTY BUNGEE CORDS

- Feature virgin white rubber cores and rubber coated solid steel hooks.
- Up to 3 times stronger than standard bungees, they are ideal for medium weight cargo such as suitcases.



038-1620

1/EA

G901-665

T32640 13" HD BUNGEE CORD 2PC



038-1628

1/EA

G302-136

T32644 24" HD BUNGEE CORD 2PC

038-1632

1/EA

R402-760

T32646 30" HD BUNGEE CORD 2PC



038-1640 1/EA L808-899 T32650 12PC HD BUNGEE CORDS -ASSORTED



TASK - MARINE TIE DOWNS

- Marine tie downs are designed to secure the stern of a boat to a trailer
- The over-centre buckle offers high tension and is easy to secure and adjust
- An extra hook and loop strap guards against accidental release

038-1490 1/EA R010-436 T76691 2"X4' TRANSOM TIE DOWNS 1200# 2-PACK

TASK - RATCHETING TIE DOWNS

- Ratcheting tie downs offer superior holding power, greater tensioning force, and precise tension adjustments.
- They are ideal for securing large and heavier cargo such as motor vehicles or shipping crates.



038-1440 1/EA G105-201 T77148 1"X10' RATCHET TIE DOWN 750#



038-1452 1/EA P015-349 T77160 1"X15' RATCHET TIE DOWN 1500# 4-PACK



038-1464 1/EA J011-652 T77190 1-1/2"X7' RATCHET CAR TIE DOWN 5000#



038-1468 1/EA A012-286 T77173 1-1/2"X16' RATCHET TIE DOWN 5000#

TASK - RECOVERY STRAPS

- Recovery straps are designed to stretch and recoil to pull out a stuck vehicle.
- Available in a wide variety of sizes, suitable for ATV's and other heavy duty equipment



038-1520 1/EA L309-203 T76252 1"X15' RECOVERY STRAPS 7500#



038-1524 1/EA J018-420 T76258 2"X20' RECOVERY STRAPS 18000#



038-1528 1/EA D033-788 T76261 3"X20' RECOVERY STRAPS 27000#



038-1532 1/EA R092-119 T76281 6"X30' RECOVERY STRAPS 55000#



TASK - TIE DOWN AND BUNGEE CORD SET

- This 22 piece set includes 4 x 500lb ratcheting tie downs and 12 assorted heavy duty bungees and 6 mini bungees.

038-1610 1/EA H021-495 T32648 22PC RATCHET TIE DOWN & HD BUNGEE CORD SET



TASK - TIRE STRAPS

- The adjustable tire straps combine a ratchet tie down and a cam lock buckle with a special webbing array to secure a vehicle by the tires
- Adjustable to fit a wide variety of tire sizes

038-1498 1/EA P030-704 T76201 TIRE STRAP ADJUSTABLE 10000#



TASK - TITE-TIE

038-1730 1/EA K809-833 T76901 TITE TIE TIE DOWN TOOL

TASK - TOW ROPES

- Tow ropes are lightweight portable towing solutions perfect for light cars, motorcycles or ATV's.

038-1560 1/EA G204-291 T76404 1/2"X14' TOW ROPE 2000#



038-1564 1/EA D013-519 T76410 3/4"X14' TOW ROPE 8500#



TASK - TOW STRAPS

- Tow straps are designed for prolonged towing of medium to heavy vehicles such as cars and trucks.

038-1540 1/EA G010-431 T76302 2"X15' TOW STRAP 5000#
 038-1544 1/EA A015-351 T76322 2"X20' TOW STRAP 10000#
 038-1548 1/EA J030-709 T76342 2"X30' TOW STRAP 18000#
 038-1552 1/EA R061-413 T76362 3"X30' TOW STRAP 18000# W/CHAIN LEAD

TASK - TUF-E-NUF ECONO BUNGEE CORDS

- Coil hook bungee cords are tough, lightweight, and economical.
- They are made for light weight cargo such as travel bags.



038-1660 1/EA D280-602 01513 13" BUNGEE CORD COIL HK



038-1668 1/EA G180-701 01524 24" BUNGEE CORD COIL HK




038-1672 1/EA R750-841 01530 30" BUNGEE CORD COIL HK






038-1676 1/EA H210-924 01536 36" BUNGEE CORD COIL HK

TASK - WINCH STRAPS







- Winch straps are designed to be used in conjunction with a winch or ratchet of comparable size and break strength.

| | | | | | |
|--|---|------|----------|--|-----|
|  | 038-1570 | 1/EA | P010-434 | T76501 2"X27' WINCH STRAP 5000# | |
|  | 038-1574 | 1/EA | R019-651 | T76512 2"X30' WINCH STRAP 10000# | |
|  | 038-1578 | 1/EA | R027-631 | T76522 3"X30' WINCH STRAP 15000# | |
|  | ZIP N CLOSE - RED ZIPPER - SURFACE SHIELDS | | | | |
| | 011-4488 | 1/EA | G609-195 | ZIP N CLOSE 1.5"X7' RED ZIPPER (2 PACK) ZA02 | NEW |

| Fiberglass Screening & Accessories | | | | | |
|--|---|----------|---|---|--|
|  | POLYFOAM & PVC SPLINE | | | | |
| | 037-3158 | 1/EA | T601-217 | SS1625B PVC SPLINE 0.16" X 25' BLACK - SCREEN REPLACEMENT | |
| | 037-3160 | 1/EA | A901-298 | SS1825B PVC SPLINE 0.18" X 25' BLACK SCREEN REPLACEMENT | |
|  | RCR BULK FIBREGLASS SCREEN ROLLS | | | | |
| | 037-3101 | 1/RL | R029-909 | SG24100G FIBERGLASS SCREEN 24" X 100' GREY (BULK ROLL) | |
| | 037-3103 | 1/RL | K029-901 | SG24100B FIBERGLASS SCREEN 24" X 100' BLACK (BULK ROLL) | |
| | 037-3111 | 1/RL | D037-627 | SG30100G FIBERGLASS SCREEN 30" X 100' GREY (BULK ROLL) | |
| | 037-3113 | 1/RL | A037-629 | SG30100B FIBERGLASS SCREEN 30" X 100' BLACK (BULK ROLL) | |
| | 037-3123 | 1/RL | K048-047 | SG36100G FIBERGLASS SCREEN 36" X 100' GREY (BULK ROLL) | |
| | 037-3125 | 1/RL | H048-049 | SG36100B FIBERGLASS SCREEN 36" X 100' BLACK (BULK ROLL) | |
| | 037-3129 | 1/RL | K065-039 | SG48100G FIBERGLASS SCREEN 48" X 100' GREY (BULK ROLL) | |
| | 037-3131 | 1/RL | J049-665 | SA24100S ALUMINUM SCREEN 24' X 100' SILVER (BULK ROLL) | |
| | 037-3135 | 1/RL | A065-036 | SG48100B FIBERGLASS SCREEN 48" X 100' BLACK (BULK ROLL) | |
| 037-3151 | 1/RL | D075-674 | SA36100S ALUMINUM SCREEN 36" X 100' SILVER (BULK ROLL) | | |
| 037-3159 | 1/RL | 0100-138 | SA48100S ALUMINUM SCREEN 48" X 100' SILVER (BULK ROLL) | | |
| RCR FIBERGLASS & ALUMINUM SCREEN & ACCESSORIES | | | | | |
| <ul style="list-style-type: none"> • Fiberglass is extremely easy to work with, and comes in a handy cardboard dispenser box • Screen frame bar and corners allows you to repair screens with badly damaged frames, and offer new screens in whatever size your customer requires • Spline is lightweight polyfoam to keep the screening in the frame • Spline tool helps install the spline | | | | | |
| 037-2990 | 1/EA | T308-658 | SM3684B MICRO MESH FIBERGLASS SCREEN 36" X 84" BLACK | | |
| 037-2992 | 1/EA | T802-519 | STPLAST SCREEN REPLACEMENT TOOL-PLASTIC SPLINE ROLLER | | |
| 037-2994 | 1/EA | R508-427 | SG3684BK FIBERGLASS SCREEN 36" X 84" BLACK (PATIO DOOR) | | |

| | | | | |
|--|----------|------|----------|---|
|  | 037-2996 | 1/EA | H809-688 | SG4884BK FIBERGLASS SCREEN 48" X 84" BLACK (PATIO DOOR) |
| | 037-2998 | 1/EA | 0167-284 | SM48100B MICRO MESH FIBERGLASS SCREEN 48" X 100' BLACK |
| | 037-3153 | 1/RL | D084-091 | SA36100B ALUMINUM SCREEN 36' X 100' BLACK (BULK ROLL) |
| | 037-3161 | 1/RL | 0111-255 | SA8100B ALUMINUM SCREEN 48" X 100' BLACK (BULK ROLL) |

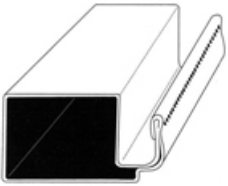
RCR FIBERGLASS & ALUMINUM SCREEN ACCESSORIES

| | | | | |
|---|----------|------|----------|--|
|  | 037-2974 | 1/EA | T012-542 | SF60716BK ALUMINUM SCREEN FRAME KIT 60" BROWN |
|  | 037-2976 | 1/EA | P017-404 | SFG4848WK COMPLETE SCREEN & FRAME KIT 48"X48" WHITE |
|  | 037-2978 | 1/EA | R107-967 | SF36716WK ALUMINUM SCREEN FRAME KIT 36" WHITE |
|  | 037-2980 | 1/EA | A010-255 | SF48716BK ALUMINUM SCREEN FRAME KIT 48" BROWN |
|  | 037-2986 | 1/EA | D011-218 | SAW112036 ADJUSTABLE SCREEN FOR WINDOWS 11" X 20-36" WHITE |
| NO IMAGE | 037-2988 | 1/EA | L702-929 | SVKIT716 SCREEN ACCESSORIES KIT |
|  | 037-3396 | 1/EA | P801-253 | SVTAB716 PULL TABS FOR EASY REMOVAL OF SCREEN 4/PKG |

RCR FIBERGLASS PRECUT FOR SCREEN DOOR

| | | | |
|----------|------|----------|---|
| 037-2982 | 1/EA | J016-781 | SG4825B FIBERGLASS SCREEN 48"X 25' BLACK (BULK ROLL) |
| 037-2984 | 1/EA | A808-055 | SA4884S ALUMINUM SCREEN 48" X 84" SILVER (PATIO DOOR) |
| 037-3124 | 1/EA | L012-963 | SG3625B FIBERGLASS SCREEN 36"X 25' BLACK (BULK ROLL) |

| | | | | |
|--|--|------|----------|---|
|  | 037-3312 | 1/EA | T106-245 | SA3684S ALUMINUM SCREEN 36" X 84" SILVER (PATIO DOOR) |
| | 037-3314 | 1/EA | P206-180 | SG4884B FIBERGLASS SCREEN 48"X 84" BLACK (PATIO DOOR) |
| | 037-3385 | 1/EA | R103-545 | SG3084B FIBERGLASS SCREEN 30"X 84" BLACK (PATIO DOOR) |
| | 037-3386 | 1/EA | J904-154 | SG3684B FIBERGLASS SCREEN 36"X 84" BLACK (PATIO DOOR) |
| RCR POLYFOAM SPLINE ROLLERS ROLLERS ARE USED TO SET IN PLACE THE SPLINE & SCREEN | | | | |
|  | 037-3116 | 1/EA | P030-805 | S3A PROF ROLLER W/FLANGE FCS6542-A |
|  | 037-3117 | 1/EA | D024-653 | S3F PROF TOOL W/ROLLER F/FBRGL FCS6482-A |
|  | 037-3162 | 1/EA | J102-189 | STWOOD2 SCREEN REPLACEMENT TOOL-SPLINE ROLLER/METAL WHEEL |
|  | RCR PRECUT FIBREGLASS SCREEN ROLLS - GREY | | | |
| | 037-3381 | 1/EA | T703-541 | SG3084G FIBERGLASS SCREEN 30"X 84" GREY (PATIO DOOR) |
| | 037-3382 | 1/EA | A504-150 | SG3684G FIBERGLASS SCREEN 36"X 84" GREY (PATIO DOOR) |
| | 037-3383 | 1/EA | K105-567 | SG4884G FIBERGLASS SCREEN 48"X 84" GREY (PATIO DOOR) |
| RCR SCREEN BARS | | | | |
|  | 037-3138 | 1/EA | T302-069 | SF48716W ALUMINUM SCREEN FRAME 48" WHITE (BULK)7/16" |
|  | 037-3139 | 1/EA | G901-687 | SF36716W ALUMINUM SCREEN FRAME 36" WHITE (BULK)7/16" NEW |



037-3142 50/EA J403-593 B716 SCREEN BAR BROWN 6.5' FCS6635-A



037-3144 1/EA D904-798 SF96716W ALUMINUM SCREEN FRAME 96" WHITE (BULK)7/16" NEW



037-3145 1/EA K601-695 SF36716B ALUMINUM SCREEN FRAME 36" BROWN (BULK) 7/16"



RCR SCREEN FRAME CORNERS
 • Screen frame corners allow you to repair screen frames

037-3188 10/EA A801-142 SC716W WINDOW SCREEN FRAME CORNERS - WHITE 4/PK

Ladders



ALUMINIUM SAWHORSES
 • Walk up Scaffold

040-9404 1/EA J054-390 565-25 2.5' FLAT TOP SAWHORSE # 565-25 300 LBS TYPE1A
 040-9405 1/EA T065-392 565-03 3'FLAT TOP SAWHORSE
 040-9413 1/EA L038-912 560-25 2.5'SAWHORSE 30" SPREAD #560-25
 040-9416 1/EA K042-009 560-02 2' ALUMINUM SAWHORSE 21" SPREAD LP-7021
 040-9417 1/EA J057-454 560-03 3'ALUMINUM SAWHORSE 34" SPREAD (OLD# 560-03)



LADDER BUMPERS
 LADDER BUMPERS:
 • Reversible bumpers guard against dents and scratches on siding
 • Fits most ladders








038-0038 1/EA T407-604 6 / 5% LGR LADDER BUMPERS

















LADDER JACKS ALUMINIUM
 • High grade aluminum
 • 6 pitch adjustments allows for level mounting on in side and outside of ladder
 • Comes fully assembled
 • Folds down for storage
 • Weight: 6 lbs each

040-9420 1/PR L069-955 671-00 ALUMINIUM LADDER JACKS SOLD AS A PAIR

LADDERS - 2' HOUSEHOLD SPECIALTY

| | | | | | |
|--|---|------|----------|---|-----|
|  | 040-9421 | 1/EA | K019-899 | LP-502 2' HOUSEHOLD SPECIALTY LADDER ALUMINUM TYPE 2 CSA | NEW |
|  | LADDERS - 3 STEP HOUSEHOLD LADDER | | | | |
| | 040-9147 | 1/EA | H026-108 | 18947 3 STEP HOUSEHOLD LADDER | |
|  | LADDERS - ALUMINIUM ORCHARD LADDERS • Great for landscapers | | | | |
| | 040-9425 | 1/EA | 0111-198 | 390-10 10' ALUMINUM ORCHARD LADDER - TRIPODS | |
| | 040-9426 | 1/EA | 0134-608 | 390-12 12' ALUMINUM ORCHARD LADDER - TRIPOD | |
| LADDERS - ALUMINUM STEP LADDER | | | | | |
|  | 040-9153 | 1/EA | A035-991 | LP-70497 4' ALUMINUM STEP LADDER TYPE 2 REPLACES 728-05 | |
|  | 040-9154 | 1/EA | T043-686 | LP-70597 5' ALUMINUM STEP LADDER TYPE 2 REPLACES 728-05 | |
|  | 040-9155 | 1/EA | J051-595 | LP-70697 6' ALUMINUM STEP LADDER TYPE 2 | |
|  | 040-9168 | 1/EA | G090-981 | 728-10 10' ALUMINUM STEP LADDER TYPE 2 LP-71097 | |
| LADDERS - FARM AND TRADE USE EXTENSION LADDER • Made of medium duty aluminum • Features rib reinforced interlocking channel side rails 3" x 1", pressure zinc die cast gravity ladder locks with stainless steel springs • A 1.5" diameter high impact polystyrene pulley on heavy duty extruded aluminum bracket which aligns rope in direction of pull | | | | | |

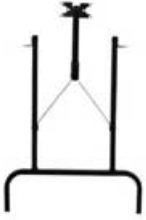
| | | | | | | | | | | | |
|---|---|----------|--|----------|--|-----|----------|------|----------|---|-----|
|  | <ul style="list-style-type: none"> • A .25" diameter non-filament polypropylene rope, 5.25" diameter polyethylene wheels with PVC tires and wheels which are mounted on solid aluminum axles • CSA certified | | | | | | | | | | |
|  | <p>LADDERS - FIBERGLASS STEP LADDERS</p> | | | | | | | | | | |
|  | <p>LADDERS - FIRE ESCAPE LADDER</p> <ul style="list-style-type: none"> • First two steps are stationary • Stand-offs allow better footing while descending • Non-slip steps • Easy handgrips • Ladder becomes rigid when stepped on • Folds for easy storage | | | | | | | | | | |
|  | <p>LADDERS - LITE MULTI-WAY LADDERS</p> <ul style="list-style-type: none"> • Three step ladders in one • Step ladder, extension ladder, and stairway ladder • Makes a 7' stepladder trestle or and 11' extension • Aluminum Medium Duty Type 2 | | | | | | | | | | |
|  | <table border="1"> <tr> <td data-bbox="337 1087 435 1108">040-9132</td> <td data-bbox="472 1087 526 1108">1/EA</td> <td data-bbox="574 1087 672 1108">H094-942</td> <td data-bbox="808 1087 1549 1108">LP-711 7' MULTIWAY ALUMINUM LADDER TYPE 2 (11'EXTENSION)</td> <td></td> </tr> <tr> <td data-bbox="337 1339 435 1360">040-9134</td> <td data-bbox="472 1339 526 1360">1/EA</td> <td data-bbox="574 1339 672 1360">0105-394</td> <td data-bbox="808 1339 1451 1360">2281-16 8' MULTIWAY ALUMINUM LADDER TYPE 2 LP-813</td> <td></td> </tr> </table> | 040-9132 | 1/EA | H094-942 | LP-711 7' MULTIWAY ALUMINUM LADDER TYPE 2 (11'EXTENSION) | | 040-9134 | 1/EA | 0105-394 | 2281-16 8' MULTIWAY ALUMINUM LADDER TYPE 2 LP-813 | |
| 040-9132 | 1/EA | H094-942 | LP-711 7' MULTIWAY ALUMINUM LADDER TYPE 2 (11'EXTENSION) | | | | | | | | |
| 040-9134 | 1/EA | 0105-394 | 2281-16 8' MULTIWAY ALUMINUM LADDER TYPE 2 LP-813 | | | | | | | | |
|  | <p>LADDERS - TYPE 1 ALUMINUM EXTENTION LADDERS</p> <table border="1"> <tr> <td data-bbox="337 1591 435 1612">040-9142</td> <td data-bbox="472 1591 526 1612">1/EA</td> <td data-bbox="574 1591 672 1612">0157-755</td> <td data-bbox="808 1591 1386 1612">LP-5024 24' ALUMINUM EXTENSION LADDER TYPE 1</td> <td data-bbox="1523 1591 1565 1612">NEW</td> </tr> <tr> <td data-bbox="337 1675 435 1696">040-9143</td> <td data-bbox="472 1675 526 1696">1/EA</td> <td data-bbox="574 1675 672 1696">0179-769</td> <td data-bbox="808 1675 1386 1696">LP-5028 28' ALUMINUM EXTENSION LADDER TYPE 1</td> <td data-bbox="1523 1675 1565 1696">NEW</td> </tr> </table> | 040-9142 | 1/EA | 0157-755 | LP-5024 24' ALUMINUM EXTENSION LADDER TYPE 1 | NEW | 040-9143 | 1/EA | 0179-769 | LP-5028 28' ALUMINUM EXTENSION LADDER TYPE 1 | NEW |
| 040-9142 | 1/EA | 0157-755 | LP-5024 24' ALUMINUM EXTENSION LADDER TYPE 1 | NEW | | | | | | | |
| 040-9143 | 1/EA | 0179-769 | LP-5028 28' ALUMINUM EXTENSION LADDER TYPE 1 | NEW | | | | | | | |
|  | <p>LADDERS - TYPE 1 FIBERGLASS STEP LADDERS</p> <table border="1"> <tr> <td data-bbox="337 1877 435 1898">040-9136</td> <td data-bbox="472 1877 526 1898">1/EA</td> <td data-bbox="574 1877 672 1898">H062-720</td> <td data-bbox="808 1877 1305 1898">LP-60497 4' FIBERGLASS STEP LADDER TYPE 1</td> <td data-bbox="1523 1877 1565 1898">NEW</td> </tr> </table> | 040-9136 | 1/EA | H062-720 | LP-60497 4' FIBERGLASS STEP LADDER TYPE 1 | NEW | | | | | |
| 040-9136 | 1/EA | H062-720 | LP-60497 4' FIBERGLASS STEP LADDER TYPE 1 | NEW | | | | | | | |

| | | | | | |
|---|--|------|----------|---|-----|
|  | 040-9137 | 1/EA | L085-948 | LP-60697 6' FIBREGLASS STEP LADDER TYPE 1 | NEW |
|  | 040-9140 | 1/EA | 0109-722 | LP-60897 8' FIBREGLASS STEP LADDER TYPE 1 | NEW |
|  | LADDERS - TYPE 2 ALUMINUM EXTENTION LADDERS <ul style="list-style-type: none"> • Heavy Duty Steel self-aligning safety feet with slip resistant threads and steel lice pick plates • Heavy Duty spring assisted rung locks | | | | |
| | 040-9323 | 1/EA | 0114-852 | LP-2020 20' ALUMINUM EXTENSION LADDER TYPE 2 | |
| | 040-9328 | 1/EA | 0125-139 | LP-2024 24' ALUMINUM EXTENSION LADDER TYPE 2 LP-2024 | |
| | 040-9330 | 1/EA | 0149-079 | LP-2028 LADDER EXTN 28' TYPE 2 ALUMINIUM-MEDIUM DUTY | |
| | 040-9333 | 1/EA | 0174-291 | LP-2032 32' ALUMINUM EXTENTION LADDER TYPE 2 LP-2032 | |
|  | LADDERS - TYPE 2 FIBREGLASS EXTENTION LADDER | | | | |
| | 040-9144 | 1/EA | 0276-206 | LP-3028 28' FIBREGLASS EXTENSION LADDER TYPE 2 | NEW |
|  | LADDERS - TYPE 3 STEP LADDER | | | | |
| | 040-9150 | 1/EA | T045-426 | LP-50697 6FT STEP LADDER TYPE 3 | NEW |
|  | LADDERS - WOOD STEPLADDERS TYPE 1 250 LB RATED | | | | |
| | 040-9396 | 1/EA | R067-732 | 502-6' WOODEN STEP LADDER TYPE 1 (250 LB RATED) | |
|  | LADDERS - WOODEN ATTIC MASTER LADDERS 8 & 10 FOOT <ul style="list-style-type: none"> • Easy open/close with unique offset spring bar designed to lock ladder in either the up or down position. • Choice plywood 1/4" door has a full width 90deg wrap-around hinge that minimizes heat loss • Brightly plated, heavy duty butt type hinges, bearing on each other insuring a rigid ladder • Horizontal door frame slats help prevent door warpage and can hold optional insulation kit • Adjustable feet for easy installation and correct fit • Push/pull down rod and hook assembly easily brings the Attic Master down to you for use • Individual merchandising carton with installation manual • Fully assembled ready to install | | | | |
| | 040-9348 | 1/EA | 0141-609 | CW2208 7'-5" FOLDING ATTIC LOFT LADDER WOODEN LP-42055 | |
| | 040-9349 | 1/EA | 0143-758 | CW2210 10' 14-1/4" LADDER-ATTIC 22-1/2" X 54" ROUGH OPENING | |

Cabinets, Bookcases & Desks
CLOSETMAID 9-CUBE ORGANIZER AND FABRIC DRAWERS

Select the a 9-Cube organizer and then add coloured fabric drawers for your needs.

| | | | | | |
|--|----------|------|----------|----------------------------------|-----|
| | 033-7120 | 1/EA | G041-878 | 42100 9-CUBE ORGANIZER WHITE | NEW |
| | 033-7124 | 1/EA | A041-872 | 893700 9-CUBE ORGANIZER ESPRESSO | NEW |
| | 033-7140 | 1/EA | L603-940 | 78500 FABRIC DRAWER MOCHA | NEW |
| | 033-7142 | 1/EA | J803-942 | 78600 FABRIC DRAWER BROWN | NEW |
| | 033-7144 | 1/EA | G803-944 | 78700 FABRIC DRAWER DARK GREEN | NEW |
| | 033-7146 | 1/EA | D203-946 | 87700 FABRIC DRAWER NATURAL | NEW |

**METAL FOLDING TABLE LEGS**

- Makes banquet, picnic tables, barricades and much more
- Legs fold flat for easy storage
- 2 per carton

| | | | |
|----------|-------|----------|--|
| 042-7313 | 1/SET | A017-382 | 51460 SQ TABLE LEGS 22" WIDE 22" X 28-1/2" |
|----------|-------|----------|--|

**PINE IDEAS QUALITY SHELIVING**

- Easy to assemble Pine shelving
- Stackable
- Adjustable Shelf Height
- 24" W x 30" H x 15" D
- Ready to stain, lacquer or paint.

| | | | | |
|----------|------|----------|---------|---|
| 033-4281 | 1/EA | T018-490 | 32 / 8% | CS5304 PINE UTIL SHELIVING 4SHLF 4 SHELF-60"H X 30"W X 15"D |
|----------|------|----------|---------|---|

Flags & Flag Poles**18' IN-GROUND STEEL FLAG POLE**

- Durable white enamel finish
- Truck, pulley, rope, cleat, self tapping screws, flag snaps and installation instructions included
- Recommended flag 54" x 27"

| | | | | |
|----------|------|----------|---|-----|
| 040-9158 | 1/EA | H060-003 | 42-600120 18' STEEL FLAG POLE IN-GROUND | NEW |
|----------|------|----------|---|-----|

**6' ALUMINUM FLAG POLE**

- Telescoping
- Can be mounted to wall/deck post
- Recommended flag size 54" x 27"
- Long lasting aluminum construction
- Mounting bracket and screws included

| | | | | |
|----------|------|----------|---|-----|
| 040-9157 | 1/EA | G011-261 | 42-600100 6' ALUM FLAG POLE TELESCOPING | NEW |
|----------|------|----------|---|-----|

**CANADIAN FLAG 54" X 27"**

- Polyester with brass grommets
- Fade resistant dyes

| | | | | |
|----------|------|----------|--|-----|
| 040-9156 | 1/EA | K010-146 | 34-005427Q CANADIAN FLAG 54" X 27" POLYESTER W BRASS GROMMET | NEW |
|----------|------|----------|--|-----|

Novelty Housewares**BOTTLE OPENER - TOOL SHAPED - TASK**

| | | | | |
|----------|------|----------|----------------------------------|-----|
| 084-1557 | 1/EA | G101-890 | T95045 TOOL SHAPED BOTTLE OPENER | NEW |
|----------|------|----------|----------------------------------|-----|

TIRE PRESSURE GAUGE - DIGITAL - TASK



084-1555

1/EA

D808-222

T95047 DIG.TIRE PRESSURE GAUGE

NEW